

Z Accumulation GBP | Data as at 28.02.2025

Fund objectives and investment policy

The Fund aims to provide capital growth and income by investing in a diversified range of assets and markets worldwide with a target average annual volatility (a measure of how much the Fund's returns may vary over a year) over a rolling five year period of between 65% to 80% of that of global stock markets (represented by the MSCI All Country World index). The Fund is part of the SISCo Schroder Blended Portfolio range, which offers six funds with different expected combinations of investment risk and return. This Fund is risk level 6, which aims to be the third highest risk fund in this range with the third highest equity weighting.

Above is the Investment Objective of the fund. For details on the full fund's Investment Policy please see the KIID.

Relevant risks associated with an investment in this fund are shown below and should be carefully considered before making any investment. Past Performance is not a guide to future performance and may not be repeated. The value of investments and the income from them may go down as well as up and investors may not get back the amounts originally invested. Exchange rate changes may cause the value of investments to fall as well as rise. Performance data does not take into account any commissions and costs, if any, charged when units or shares of any fund, as applicable, are issued and redeemed.

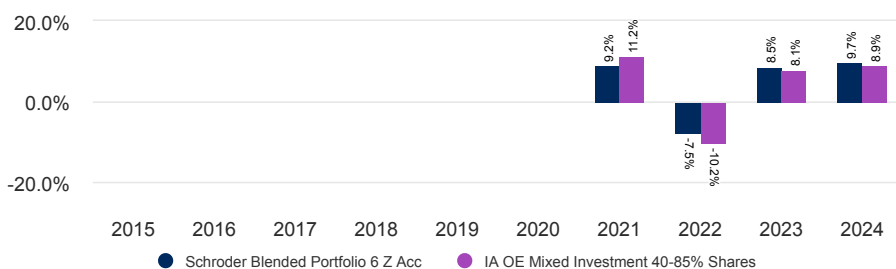
Share class performance (%)

Cumulative performance	1 month	3 months	YTD	1 year	3 years	5 years	Since inception
Share class (Net)	-0.3	1.6	2.2	10.1	18.3	-	60.7
Comparator	-1.2	0.9	2.1	9.7	15.2	-	57.8

Discrete yearly performance (%)	Feb 15 - Feb 16	Feb 16 - Feb 17	Feb 17 - Feb 18	Feb 18 - Feb 19	Feb 19 - Feb 20	Feb 20 - Feb 21	Feb 21 - Feb 22	Feb 22 - Feb 23	Feb 23 - Feb 24	Feb 24 - Feb 25
Share class (Net)	-	-	-	-	-	-	3.6	1.2	6.1	10.1
Comparator	-	-	-	-	-	-	4.2	-1.1	6.3	9.7

Calendar year performance	2015	2016	2017	2018	2019	2020	2021	2022	2023	2024
Share class (Net)	-	-	-	-	-	-	9.2	-7.5	8.5	9.7
Comparator	-	-	-	-	-	-	11.2	-10.2	8.1	8.9

Performance over 10 years (%)



Ratings and accreditation



Please refer to the Source and ratings information section for details on the icons shown above.

Fund facts

Fund manager	Ryan Paterson Robert Starkey
Managed fund since	19.03.2020 ; 01.05.2021
Fund management company	Schroder Unit Trusts Limited
Domicile	United Kingdom
Fund launch date	19.03.2020
Share class launch date	19.03.2020
Fund base currency	GBP
Share class currency	GBP
Fund size (Million)	GBP 364.05
Comparator	IA OE Mixed Investment 40-85% Shares
Unit NAV	GBP 0.8035
Dealing frequency	Daily
Distribution frequency	Annually

Fees & expenses

Ongoing charge	0.52%
Redemption fee	0.00%

Purchase details

Minimum initial subscription	GBP 0
Providers	

Codes

ISIN	GB00BF77ZW57
Bloomberg	SCSP6FG LN
SEDOL	BF77ZW5

Z Accumulation GBP | Data as at 28.02.2025

Risk considerations

Counterparty risk: The fund may have contractual agreements with counterparties. If a counterparty is unable to fulfil their obligations, the sum that they owe to the fund may be lost in part or in whole.

Credit risk: If a borrower of debt provided by the fund or a bond issuer experiences a decline in financial health, their ability to make payments of interest and principal may be affected, which may cause a decline in the value of the fund.

Currency risk: If the fund's investments are denominated in currencies different to the fund's base currency, the fund may lose value as a result of movements in foreign exchange rates, otherwise known as currency rates. If the investor holds a share class in a different currency to the base currency of the fund, investors may be exposed to losses as a result of movements in currency rates.

High yield bond risk: High yield bonds (normally lower rated or unrated) generally carry greater market, credit and liquidity risk meaning greater uncertainty of returns.

Liquidity risk: The fund invests in illiquid instruments, which are harder to sell. Illiquidity increases the risks that the fund will be unable to sell its holdings in a timely manner in order to meet its financial obligations at a given point in time. It may also mean that there could be delays in investing committed capital into the asset class.

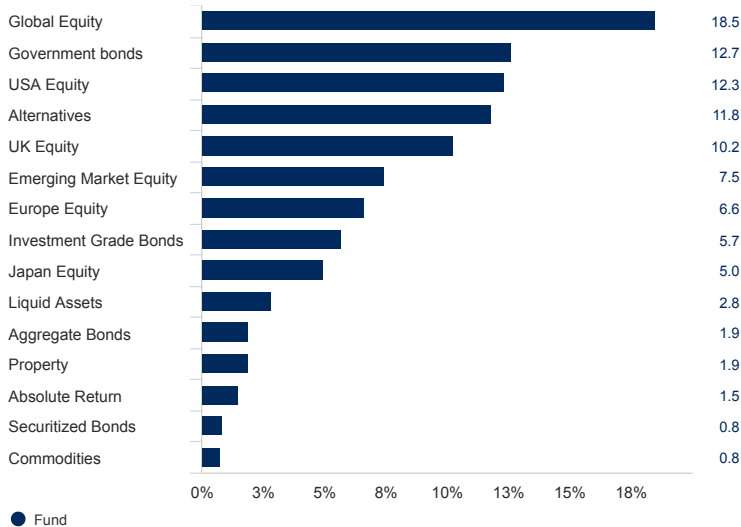
Market risk: The value of investments can go up and down and an investor may not get back the amount initially invested.

Operational risk: Operational processes, including those related to the safekeeping of assets, may fail. This may result in losses to the fund.

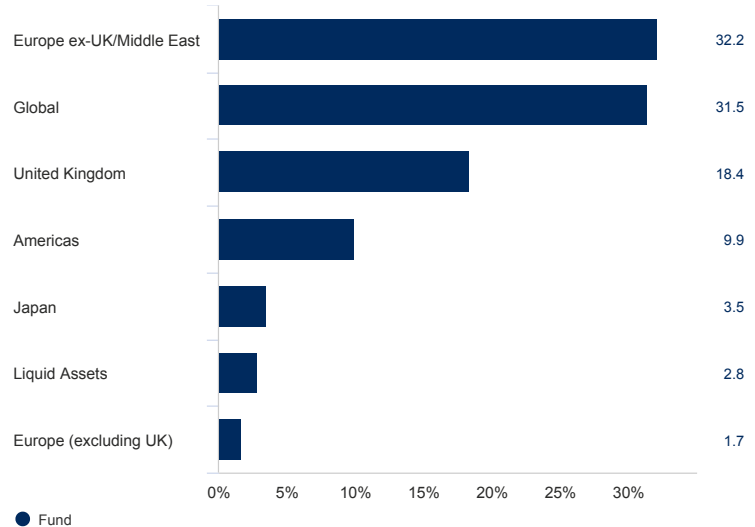
Performance risk: Investment objectives express an intended result but there is no guarantee that such a result will be achieved. Depending on market conditions and the macro economic environment, investment objectives may become more difficult to achieve.

Asset allocation

Asset class (%)



Region (%)



Top 10 holdings (%)

Holding name	%
FIDELITY INDEX WORLD-RS ACC	9.2
HSBC AMERICAN INDEX C ACC NA	8.7
HSBC GLO GOV BOND INDEX S2CH DIS	6.7
HSBC IDX TRCKR FTSE ALL SHRE C ACC	5.8
LAZARD GLO THEMATIC FOCUS J INC	4.4
VANGUARD GLO S/T CBI- I+GBPHA	3.8
FIDELITY GLOBAL DIVIDEND FND R DIS	3.6
ISHARES GLOBAL GOVT BOND UCITS ETF	3.4
POLAR CAPITAL EM MKT STARS SGBP AC	3.3
FIDELITY JAPAN INDEX P ACC	2.7

Synthetic risk & reward indicator (SRR)

LOWER RISK Potentially lower reward **HIGHER RISK** Potentially higher reward



The risk category was calculated using historical performance data and may not be a reliable indicator of the fund's future risk profile. The fund's risk category is not guaranteed to remain fixed. Please see the Key Investor Information Document for more information.

Risk statistics & financial ratios

	Fund	Comparator
Annual volatility (%) (3y)	6.9	7.8
12 Month yield	1.5	-

Source: Morningstar. The above ratios are based on bid to bid price based performance data.

Z Accumulation GBP | Data as at 28.02.2025

Source: Schroders. Top holdings and asset allocation are at fund level.

Contact information

Schroder Unit Trusts Limited
1 London Wall Place
London
United Kingdom
EC2Y 5AU
Tel: 0800 182 2399
Fax:

For your security, communications may be recorded or monitored.

Information relating to changes in fund manager, investment objective, benchmark and corporate action information

Benchmarks: (If applicable)

Some performance differences between the fund and the benchmark may arise because the fund performance is calculated at a different valuation point from the benchmark. The fund does not have a target benchmark

Source and ratings information

Source of all performance data, unless otherwise stated: Morningstar, bid to bid, net income reinvested, net of fees.

Morningstar Rating: © Morningstar 2025. All Rights Reserved. The information contained herein: (1) is proprietary to Morningstar and/or its content providers; (2) may not be copied or distributed; and (3) is not warranted to be accurate, complete or timely. Neither Morningstar nor its content providers are responsible for any damages or losses arising from any use of this information. Past performance is no guarantee of future results.

Important information

Costs:

Certain costs associated with your investment in the fund may be incurred in a different currency to that of your investment. These costs may increase or decrease as a result of currency and exchange rate fluctuations.

If a performance fee is applicable to this fund, details of the performance fee model and its computation methodology can be found in the fund's prospectus. This includes a description of the performance fee calculation methodology, the dates on which the performance fee is paid and details of how the performance fee is calculated in relation to the fund's performance fee benchmark, which may differ from the benchmark in the fund's investment objective or investment policy.

For further information regarding the costs and charges associated with your investment, please consult the funds' offering documents and annual report.

General:

This document does not constitute an offer to anyone, or a solicitation by anyone, to subscribe for shares of Schroders Investment Solutions Fund Company (the "Company"). Nothing in this document should be construed as advice and is therefore not a recommendation to buy or sell shares. Subscriptions for shares of the Company can only be made on the basis of its latest Key Investor Information Document and prospectus, together with the latest audited annual report (and subsequent unaudited semi-annual report, if published), copies of which can be obtained, free of charge, from Schroder Unit Trusts Limited, 1 London Wall Place, London EC2Y 5AU. Any references to securities, sectors, regions and/or countries are for illustrative purposes only. Schroders has expressed its own views and opinions in this document and these may change. Schroders will be a data controller in respect of your personal data. For information on how Schroders might process your personal data, please view our Privacy Policy available at www.Schroders.com/en/privacy-policy or on request should you not have access to this webpage. Past Performance is not a guide to future performance and may not be repeated. The value of investments and the income from them may go down as well as up and investors may not get back the amounts originally invested. Exchange rate changes may cause the value of any overseas investments to rise or fall. For your security, communications may be taped or monitored. Issued by Schroder Unit Trusts Limited, 1 London Wall Place, London EC2Y 5AU. Registration No 4191730 England. Authorised and regulated by the Financial Conduct Authority.