

Fund objectives and investment policy

To outperform the MSCI World ex Australia ex Tobacco Index (net dividends reinvested) after fees with low index-relative risk across a broad range of market environments.

The Fund may invest across a wide range of global assets including but not limited to equities, cash and cash equivalents, listed property trusts, exchange traded funds, futures, currency derivatives, options and listed equity market derivatives. The following investment ranges apply:

Asset classes Investment ranges

International securities : 95% - 100%

Cash and cash equivalents : 0% - 5%

Fund Performance

Performance (%)	1 month	3 months	6 months	YTD	1 year	3 years p.a.	5 years p.a.	Since inception p.a.
Fund (pre-fee)	-2.7	-5.6	-3.3	-5.6	-	-	-	6.1
Fund (post-fee)	-2.7	-5.7	-3.4	-5.7	-	-	-	5.9
Benchmark	-2.5	-6.3	-3.9	-6.3	-	-	-	4.6
Relative Performance (Post-fee)	-0.2	0.6	0.5	0.6	-	-	-	1.4
Distribution Return	0.0	0.6	0.7	0.6	-	-	-	1.3
Growth Return	-2.7	-6.3	-4.1	-6.3	-	-	-	4.6

^Represents distributions as a proportion of total net return

^^Price to price return excluding distribution reinvestments

Past performance is not a reliable indicator of future performance.

Returns over 12 months are annualised. Exchange rate movements may cause the value of investments to fall as well as rise.

Please refer to www.Schroders.com.au for post-tax returns.

Some performance differences between the fund and the benchmark may arise as the benchmark returns are not adjusted for non-dealing days of the fund.

Fund facts

Fund manager	QEP Investment Team
Managed fund since	31.10.2002
Domicile	Australia
Fund launch date	04.06.2025
Fund base currency	AUD
Fund size (Million)	AUD 474.01
Number of holdings	473
Benchmark	MSCI World ex Australia ex Tobacco NR AUD
Unit NAV	AUD 10.4662
Distribution frequency	Semi-Annually

Fees & expenses

Management fees and costs	0.250%
Buy / Sell Spread	0.08% / 0.05%

Purchase details

Minimum initial subscription	AUD 0
------------------------------	-------

Codes

ISIN	AU0000392623
Bloomberg	CORE AU
APIR	-

Return of AUD 10,000



Past Performance is not a guide to future performance and may not be repeated.

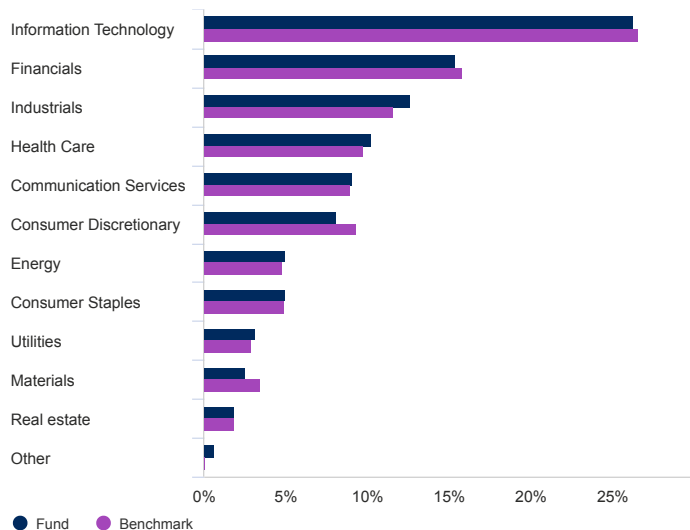
The value of investments and the income from them may go down as well as up and investors may not get back the amounts originally invested. Exchange rate changes may cause the value of any overseas investments to rise or fall.

The chart is for illustrative purposes only and does not reflect an actual return on any investment.

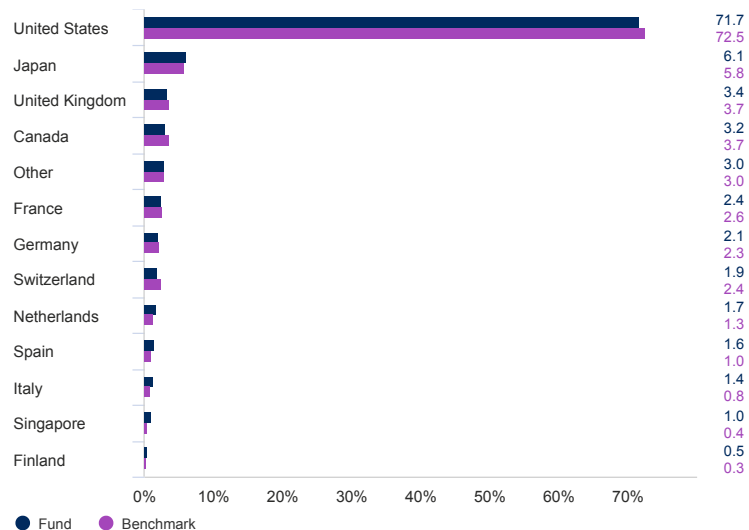
Returns are calculated bid to bid (which means performance does not include the effect of any initial charges), net income reinvested, net of fees.

Asset allocation

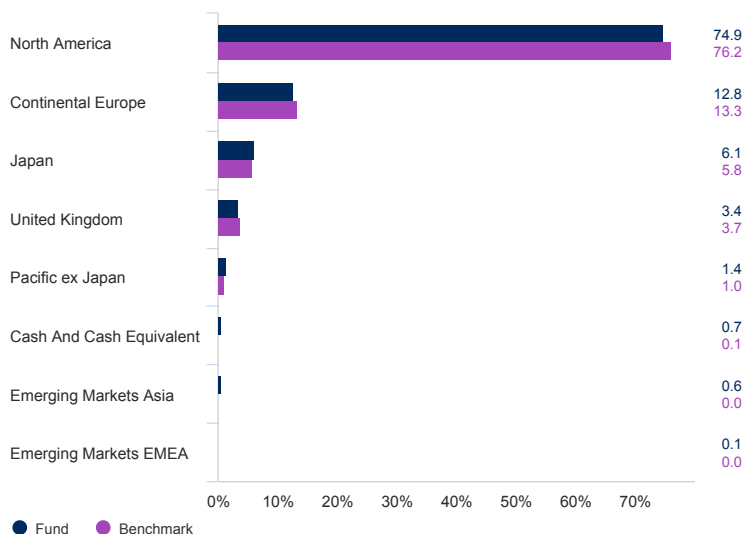
Sector (%)



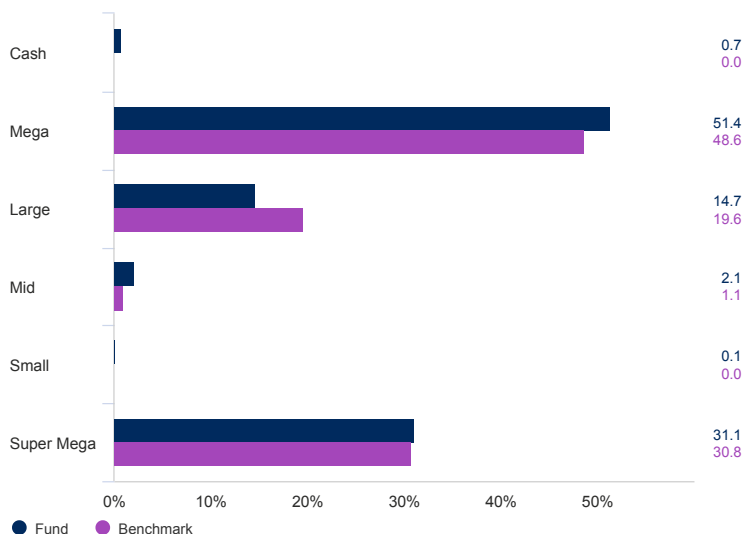
Geographical breakdown (%)



Region (%)



Market Cap (%)



Top 10 holdings (%)

Holding name	%
NVIDIA CORPORATION	5.3
APPLE INC	4.8
ALPHABET INC	3.9
MICROSOFT CORPORATION	3.3
Amazon.com Inc	2.6
BROADCOM INC	1.8
META PLATFORMS INC	1.5
TESLA INC (PRE-REINCORPORATION)	1.3
EXXON MOBIL CORP	1.1
ELI LILLY AND COMPANY	1.0

Source: Schroders. Top holdings and asset allocation are at fund level.

Contact information

Schroder Investment Management Australia Limited
 Level 17, 39 Martin Place
 Sydney, NSW 2000
 Australia
 Tel: 1300 136 471
 Fax: +61 2 9231 1119

ABN 22 000 443 274 Australian Financial Services Licence 226473
 E-mail: info.au@Schroders.com

Benchmark and corporate action information

Effective 02.09.2024, the Fund Name has changed from Schroders Sustainable Goba Core Fund to Schroders Global Core Fund. The benchmark of the Fund has been changed from the MSCI World ex AU (AUD) to the MSCI World ex Australia ex Tobacco with effect from 01.11.2019. The performance of the previous benchmark performance has been chainlinked to the new one.

Important information

Third party data (including MSCI data) is owned by the applicable third party identified in this document and is provided for your internal use only. Such data may not be reproduced or re-disseminated and may not be used to create any financial instruments or products or any indices. Such data is provided without any warranties of any kind. Neither the third party data owner nor any other party involved in the publication of this document can be held liable for any error. The terms of the third party's specific disclaimers, if any, are set forth in the Important Information section at www.Schroders.com.au.

Investment in the Schroder Global Core Fund Active ETF ("the Fund") may be made on an application form in the Product Disclosure Statement, available from the Responsible Entity, Schroder Investment Management Australia Limited (ABN 22 000 443 274, AFSL 226473) ("Schroders").

This Report is intended solely for the information of the person to whom it is provided by Schroders. It should not be relied on by any person for the purposes of making investment decisions. Total returns are calculated using exit price to exit price, after fees and expenses, and assuming reinvestment of income. Gross returns are calculated using exit price to exit price and are gross of fees and expenses. The repayment of capital and performance of the Fund is not guaranteed by Schroders or any company in the Schroders Group. Past performance is not a reliable indicator of future performance. Unless otherwise stated the source for all graphs and tables contained in this report is Schroders. Opinions constitute our judgement at the time of issue and are subject to change. This report does not contain and is not to be taken as containing any financial product advice or financial product recommendation. For security reasons telephone calls may be recorded.