

C Accumulation USD | Data as at 30.11.2024

Fund objectives and investment policy

The fund aims to provide capital growth in excess of the MSCI World (Net TR) Index after fees have been deducted over a three to five year period by investing in equities of companies worldwide.

Above is the Investment Objective of the fund. For details on the fund's Investment Policy please see the Prospectus.

Relevant risks associated with an investment in this fund are shown below and should be carefully considered before making any investment. Past Performance is not a guide to future performance and may not be repeated. The value of investments and the income from them may go down as well as up and investors may not get back the amounts originally invested. Exchange rate changes may cause the value of investments to fall as well as rise. Performance data does not take into account any commissions and costs, if any, charged when units or shares of any fund, as applicable, are issued and redeemed.

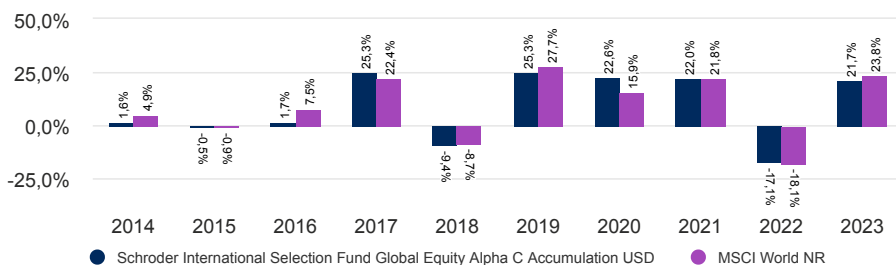
Share class performance (%)

Cumulative performance	1 month	3 months	YTD	1 year	3 years	5 years	10 years
Share class (Net)	3,6	4,3	20,9	25,8	25,9	88,4	157,5
Target	4,6	4,4	21,8	27,8	28,7	79,5	160,8

Annualized performance (%)	3 years	5 years	10 years
Share class (Net)	8,0	13,5	9,9
Target	8,8	12,4	10,1

Discrete yearly performance (%)	Nov 14 - Nov 15	Nov 15 - Nov 16	Nov 16 - Nov 17	Nov 17 - Nov 18	Nov 18 - Nov 19	Nov 19 - Nov 20	Nov 20 - Nov 21	Nov 21 - Nov 22	Nov 22 - Nov 23	Nov 23 - Nov 24
Share class (Net)	-0,6	-1,4	24,6	-0,5	12,5	22,6	22,1	-13,0	15,0	25,8
Target	-0,7	3,2	23,7	0,1	14,5	14,5	21,8	-10,9	13,0	27,8

Performance over 10 years (%)



Past performance is not a reliable indicator of future results, prices of shares and the income from them may fall as well as rise and investors may not get back the amount originally invested.

Exchange rate movements may cause the value of investments to fall as well as rise. Annualised Figures are calculated as geometric average to show what an investor would earn over a period of time if the annual return was compounded. Actual figures are available on request.

Fund facts

Fund manager	Alex Tedder Frank Thomann
Managed fund since	31.10.2014 ; 01.01.2018
Fund management company	Schroder Investment Management (Europe) S.A.
Domicile	Luxembourg
Fund launch date	29.07.2005
Share class launch date	29.07.2005
Fund base currency	USD
Share class currency	USD
Fund size (Million)	USD 3.387,33
Number of holdings	52
Target	MSCI World NR
Share price end of month	USD 450,5411
Dealing frequency	Daily
Dealing cut off time	13.00 Luxembourg time on Dealing Day
Distribution frequency	No Distribution
High/Low annual return	25.3 / -17.1

Fees & expenses

Max entry charge	1,00%
Annual management fee	0,650%
Ongoing charge	0,83%
Redemption fee	0,00%
TER	0,83%

Purchase details

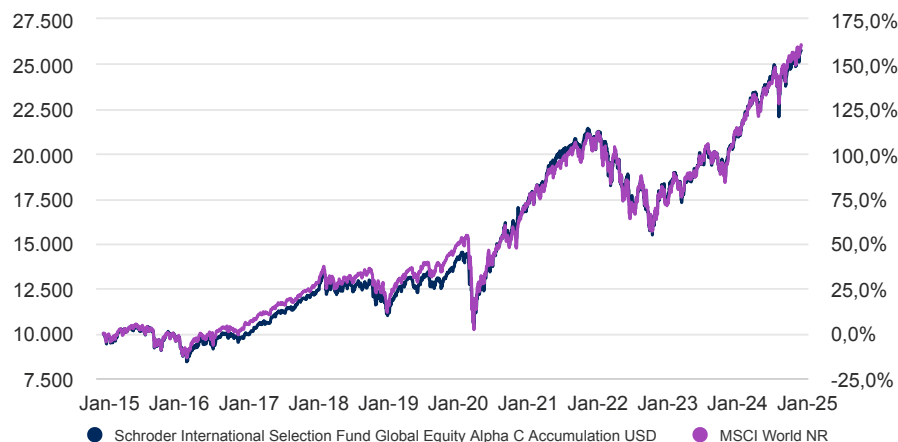
Minimum initial subscription	USD 1.000 ; EUR 1.000 or their near equivalent in any other freely convertible currency.
------------------------------	--

Codes

ISIN	LU0225283786
Bloomberg	SCHGEAC LX
SEDOL	B0DZ238

C Accumulation USD | Data as at 30.11.2024

10 year return of USD 10.000



The chart is for illustrative purposes only and does not reflect an actual return on any investment.

Returns are calculated bid to bid (which means performance does not include the effect of any initial charges), net income reinvested, net of fees.

Risk considerations

Concentration risk: The fund may be concentrated in a limited number of geographical regions, industry sectors, markets and/or individual positions. This may result in large changes in the value of the fund, both up or down.

Counterparty risk: The fund may have contractual agreements with counterparties. If a counterparty is unable to fulfil their obligations, the sum that they owe to the fund may be lost in part or in whole.

Currency risk: If the fund's investments are denominated in currencies different to the fund's base currency, the fund may lose value as a result of movements in foreign exchange rates, otherwise known as currency rates. If the investor holds a share class in a different currency to the base currency of the fund, investors may be exposed to losses as a result of movements in currency rates.

Derivatives risk: Derivatives, which are financial instruments deriving their value from an underlying asset, may be used for investment purposes and/ or to manage the portfolio efficiently. A derivative may not perform as expected, may create losses greater than the cost of the derivative and may result in losses to the fund.

Emerging markets & frontier risk: Emerging markets, and especially frontier markets, generally carry greater political, legal, counterparty, operational and liquidity risk than developed markets.

Higher volatility risk: The price of this fund may be more volatile as it may take higher risks in search of higher rewards, meaning the price may go up and down to a greater extent.

Liquidity risk: In difficult market conditions, the fund may not be able to sell a security for full value or at all. This could affect performance and could cause the fund to defer or suspend redemptions of its shares, meaning investors may not be able to have immediate access to their holdings.

Market risk: The value of investments can go up and down and an investor may not get back the amount initially invested.

Operational risk: Operational processes, including those related to the safekeeping of assets, may fail. This may result in losses to the fund.

Performance risk: Investment objectives express an intended result but there is no guarantee that such a result will be achieved. Depending on market conditions and the macro economic environment, investment objectives may become more difficult to achieve.

Summary risk indicator (SRI)

LOWER RISK Potentially lower reward **HIGHER RISK** Potentially higher reward



The risk category was calculated using historical performance data (or indicative fund performance during periods of suspension) and may not be a reliable indicator of the fund's future risk profile. The fund's risk category is not guaranteed to remain fixed. Please see the Key Information Document for more information.

Risk statistics & financial ratios

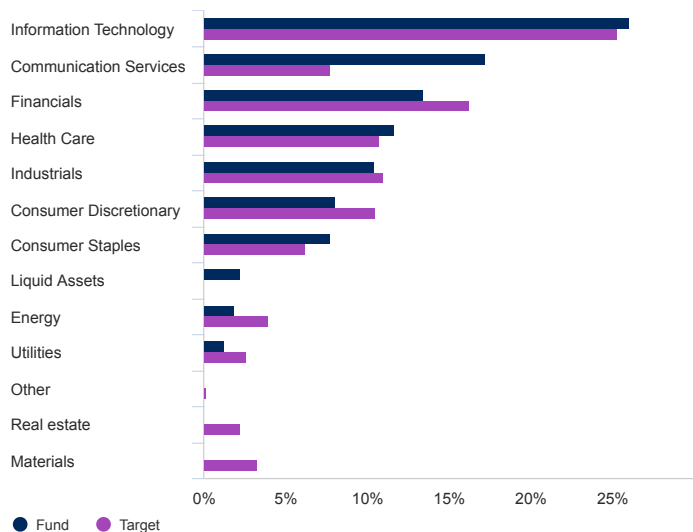
	Fund	Target
Annual volatility (%) (3y)	15,1	16,9
Alpha (%) (3y)	-0,2	-
Beta (3y)	0,9	-
Sharpe ratio (3y)	0,3	0,3
Information ratio (3y)	-0,2	-
Dividend Yield (%)	1,2	-
Price to book	4,1	-
Price to earnings	26,2	-
Predicted Tracking error (%)	3,3	-

Source: Morningstar, and Schroders for the Predicted tracking error. The above ratios are based on bid to bid price based performance data. These financial ratios refer to the average of the equity holdings contained in the fund's portfolio and in the benchmark (if mentioned) respectively.

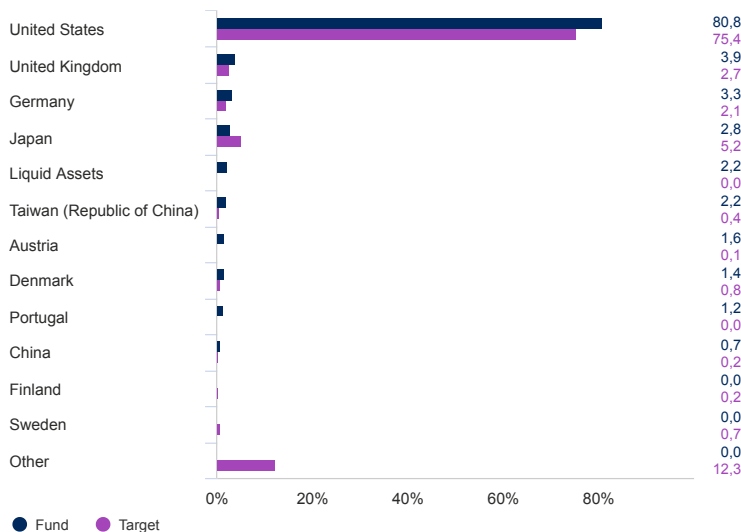
C Accumulation USD | Data as at 30.11.2024

Asset allocation

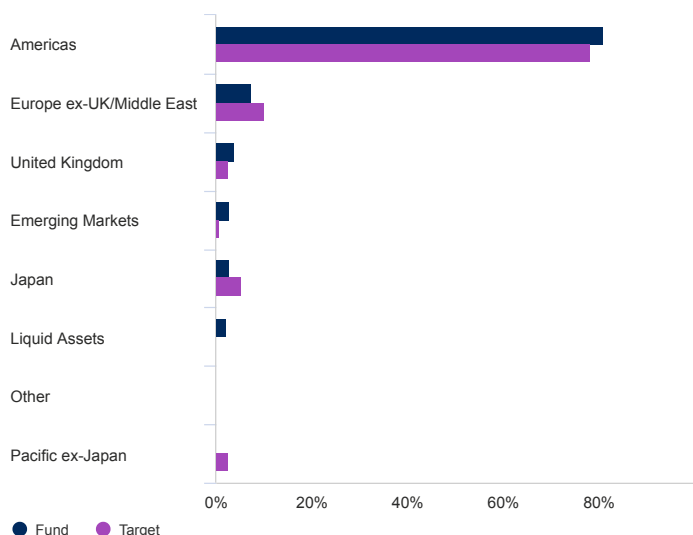
Sector (%)



Geographical breakdown (%)



Region (%)



Top 10 holdings (%)

Holding name	%
Microsoft Corp	5,6
Alphabet Inc	5,0
NVIDIA Corp	4,7
Netflix Inc	3,9
Visa Inc	3,8
Meta Platforms Inc	3,7
Morgan Stanley	2,8
SAP SE	2,5
Arista Networks Inc	2,5
Spotify Technology SA	2,4

Source: Schroders. Top holdings and asset allocation are at fund level.

Share class available

	C Accumulation USD	C Distribution USD
Distribution frequency	No Distribution	Annually
ISIN	LU0225283786	LU0231327700
Bloomberg	SCHGEAC LX	SCHGECD LX
SEDOL	B0DZ238	B1319K9

C Accumulation USD | Data as at 30.11.2024

Additional Info

Name of the manager, trustee and/or custodian and relevant contact details

Management Company Schroder Investment Management (Europe) S.A.
5, rue Höhenhof
1736 Senningerberg, Grand Duchy of Luxembourg
Tel.: +27 87 806 9602 / +27 63 617 9954
Website: www.schroders.co.za
Email: Southafrica@schroders.com

Equity Fund Distribution dates and value distributed per participatory interest over the past 12 months

Please refer to the dividend calendar on the following website:

<http://www.schroders.com/en/za/intermediary/literature/legal-documents/>

The net asset value of the portfolio is published daily on the following website:

<http://www.schroders.com/en/za/intermediary/fund-centre/prices-and-performance/>

Asset Manager

Schroder Investment Management Limited, 1 London Wall Place
London EC2Y 5AU United Kingdom
Tel: (+44) 20 7658 7941
Fax: (+44) 20 7658 3512
Website: www.schroders.com

Portfolio category or classification or sector:

Equity

Registered portfolio name

Schroder ISF Global Equity Alpha

Mandatory Disclosures

- Collective investment schemes are generally medium to long-term investments;
- The value of participatory interests or the investment may go down as well as up;
- Past performance is not necessarily a guide to future performance;
- Collective investment schemes are traded at ruling prices and can engage in borrowing and scrip lending;
- A schedule of fees and charges and maximum commissions is available on request from the management company;
- The management company does not provide any guarantee either with respect to the capital or the return of a portfolio;
- The management company has a right to close the portfolio to new investors in order to manage it more efficiently in accordance with its mandate.

Custodian

J.P. Morgan Bank Luxembourg S.A., European Bank & Business Centre
6 route de Trèves, 2633 Senningerberg
Grand Duchy of Luxembourg

Important information

This document does not constitute an offer to anyone, or a solicitation by anyone, to subscribe for shares of Schroder International Selection Fund (the "Company"). Nothing in this document should be construed as advice and is therefore not a recommendation to buy or sell shares. Performance is calculated for the portfolio and individual investor performance may differ as a result of initial fees, the actual investment date, the date of reinvestment and dividend withholding tax. Subscriptions for shares of the Company can only be made on the basis of its Minimum Disclosure Document and prospectus, together with the latest audited annual report (and subsequent unaudited semi-annual report, if published), copies of which can be obtained, free of charge, from Schroder Investment Management (Europe) S.A. Schroders has expressed its own views and opinions in this document and these may change. All important information relating to this fund can be found in the fund's [Prospectus](#) and [KIID](#) / [KID](#). Issued by Schroder Investment Management Ltd registration number: 01893220 (Incorporated in England and Wales) authorised and regulated in the UK by the Financial Conduct Authority and an authorised financial services provider in South Africa FSP No: 48998. Source of all performance data, unless otherwise stated: Morningstar - bid to bid, net income reinvested, net of fees. This fund does not have the objective of sustainable investment or binding environmental or social characteristics as defined by Regulation (EU) 2019/2088 on Sustainability-related Disclosures in the Financial Services Sector (the "SFDR"). Any references to the integration of sustainability considerations are made in relation to the processes of the investment manager or the Schroders Group and are not specific to the fund. The timing of the data shown on this page and the frequency of report updates such as the KID/KIID may differ. The data is correct on the publication date shown on all material. Please contact the Fund Manager for further explanation. Information herein is believed to be reliable but Schroders does not warrant its completeness or accuracy. The data contained in this document has been sourced by Schroders and should be independently verified. Third party data is owned or licenced by the data provider and may not be reproduced, extracted or used for any other purpose without the data provider's consent. Neither Schroders, nor the data provider, will have any liability in connection with the third-party data. © Morningstar 2024. All Rights Reserved. The information contained herein: (1) is proprietary to Morningstar and/or its content providers; (2) may not be copied or distributed; and (3) is not warranted to be accurate, complete or timely. Neither Morningstar nor its content providers are responsible for any damages or losses arising from any use of this information. Past performance is no guarantee of future results. MSCI index: Source: MSCI. The MSCI information may only be used for your internal use, may not be reproduced or disseminated in any form and may not be used as a basis for or a component of any financial instruments or products or indices. None of the MSCI information is intended to constitute investment advice or a recommendation to make (or refrain from making) any kind of investment decision and may not be relied on as such. Historical data and analysis should not be taken as an indication or guarantee of any future performance analysis, forecast or prediction. The MSCI information is provided on an "as is" basis and the user of this information assumes the entire risk of any use made of this information. MSCI, each of its affiliates and each other person involved in or related to compiling, computing or creating any MSCI information (collectively, the "MSCI Parties") expressly disclaims all warranties (including, without limitation, any warranties of originality, accuracy, completeness, timeliness, non-infringement, merchantability and fitness for a particular purpose) with respect to this information. Without limiting any of the foregoing, in no event shall any MSCI Party have any liability for any direct, indirect, special, incidental, punitive, consequential (including, without limitation, lost profits) or any other damages. (www.msci.com)