

Income GBP | Data as at 31.12.2024

## Company Investment Objectives and Policy

The Company's principal investment objectives are to provide real growth of income, being growth of income in excess of the rate of inflation, and capital growth as a consequence of the rising income.

Above is the Investment Objective of the fund. For details on the fund's Investment Policy please see the KID.

The latest Annual Report includes the investment policy which you should read in conjunction with the KID before investing, these are available on our Schroders website. Relevant risk as associated with this Company are shown overleaf and should be carefully considered before making any investment. Past Performance is not a guide to future performance and may not be repeated. The value of investments and the income from them may go down as well as up and investors may not get back the amounts originally invested. Exchange rate changes may cause the value of investments to fall as well as rise. Performance data does not take into account any commissions and costs, if any, charged when units or shares of any fund, as applicable, are issued and redeemed.

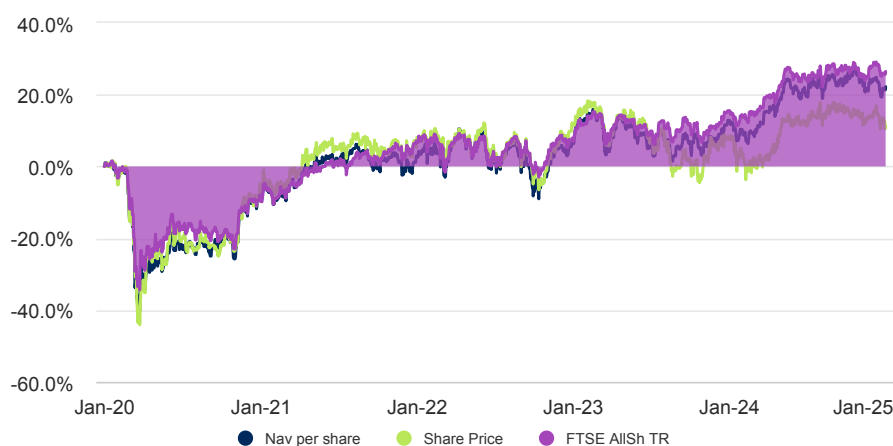
## Performance

Performance (%)	YTD	1 month	3 months	6 months
Share Price	2.8	-2.1	-3.6	0.0
Net Asset Value	8.1	-2.1	-2.8	0.6
Reference Index	9.5	-1.2	-0.4	1.9

Performance (%)	1 year	3 years p.a.	5 years p.a.	10 years p.a.
Share Price	2.8	1.0	2.2	4.8
Net Asset Value	8.1	5.6	3.9	5.8
Reference Index	9.5	5.8	4.8	6.2

Discrete yearly performance (%)	Dec 14	Dec 15	Dec 16	Dec 17	Dec 18	Dec 19	Dec 20	Dec 21	Dec 22	Dec 23
	- Dec 15	- Dec 16	- Dec 17	- Dec 18	- Dec 19	- Dec 20	- Dec 21	- Dec 22	- Dec 23	- Dec 24
Share Price	0.1	13.4	10.1	-10.2	28.5	-6.8	16.0	3.1	-2.8	2.8
Net Asset Value	11.7	12.6	-11.8	23.3	-9.5	14.0	2.5	6.1	8.1	-
Reference Index	1.0	16.8	13.1	-9.5	19.2	-9.8	18.3	0.3	7.9	9.5

## Performance over 5 years



Source: Morningstar, net income reinvested, net of ongoing charges and portfolio costs and where applicable, performance fees, in GBP.

## Ratings and accreditation



Please refer to the Source and ratings information section for details on the icons shown above.

## Company facts

Fund manager	Sue Noffke
Managed company since	01.07.2011
Alternative Investment Fund Manager	Schroder Unit Trusts Limited
Domicile	United Kingdom
Company launch date	09.03.1995
Company base currency	GBP
NAV (Million)	GBP 214.62
Number of holdings	43
Reference Index	FTSE AllSh TR
Share Price	GBX 273.00
NAV per Share	GBX 309.18
Premium/Discount to NAV	-11.70%
Distribution frequency	Quarterly
Gearing (%)	13.53
Pay Dates	27.01.2025 - GBX 3.25 31.10.2024 - GBX 6.70 31.07.2024 - GBX 2.50 26.04.2024 - GBX 2.50
Ex-Dates	24.12.2024 ; 03.10.2024 ; 04.07.2024 ; 04.04.2024
Dividend Yield (%)	5.2

Where gearing is shown as negative, this reflects net cash.

## Fees & expenses

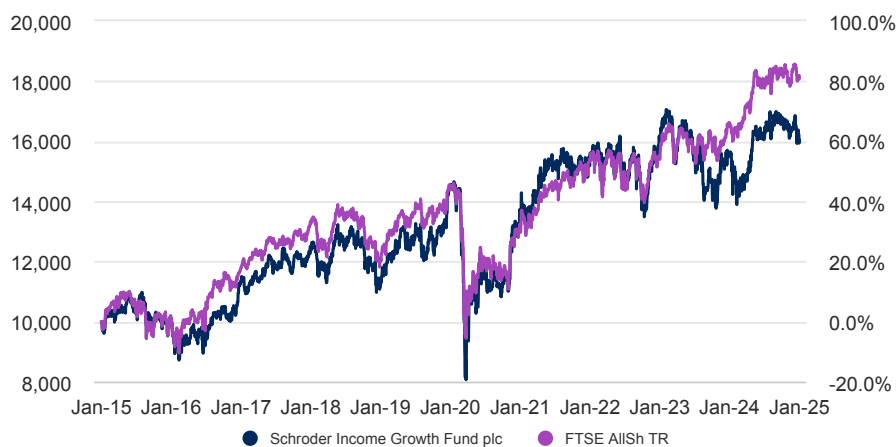
Ongoing charge	0.93%
----------------	-------

## Codes

ISIN	GB0007915860
Bloomberg	SCF LN
SEDOL	0791586
LSE ticker	SCFI

Income GBP | Data as at 31.12.2024

### 10 year return of GBP 10,000



The chart is for illustrative purposes only and does not reflect an actual return on any investment.

Returns are based on the share price. Share price performance figures are calculated on a mid-market basis in GBP with income reinvested on the ex-dividend date.

### Risk considerations

**Concentration risk:** The fund may be concentrated in a limited number of geographical regions, industry sectors, markets and/or individual positions. This may result in large changes in the value of the fund, both up or down.

**Counterparty risk:** The fund may have contractual agreements with counterparties. If a counterparty is unable to fulfil their obligations, the sum that they owe to the fund may be lost in part or in whole.

**Currency risk:** If the fund's investments are denominated in currencies different to the fund's base currency, the fund may lose value as a result of movements in foreign exchange rates, otherwise known as currency rates. If the investor holds a share class in a different currency to the base currency of the fund, investors may be exposed to losses as a result of movements in currency rates.

**Derivatives risk:** Derivatives, which are financial instruments deriving their value from an underlying asset, may be used for investment purposes and/ or to manage the portfolio efficiently. A derivative may not perform as expected, may create losses greater than the cost of the derivative and may result in losses to the fund.

**Liquidity risk:** The fund invests in illiquid instruments, which are harder to sell. Illiquidity increases the risks that the fund will be unable to sell its holdings in a timely manner in order to meet its financial obligations at a given point in time. It may also mean that there could be delays in investing committed capital into the asset class.

**Market risk:** The value of investments can go up and down and an investor may not get back the amount initially invested.

**Market risk:** The value of investments can go up and down and an investor may not get back the amount initially invested.

**Performance risk:** Investment objectives express an intended result but there is no guarantee that such a result will be achieved. Depending on market conditions and the macro economic environment, investment objectives may become more difficult to achieve.

As a result of fees being charged to capital, the distributable income of the fund may be higher, but there is the potential that performance or capital value may be eroded. The price of shares in the Company is determined by market supply and demand, and this may be different to the net asset value of the Company. This means the price may be volatile, meaning the price may go up and down to a greater extent in response to changes in demand.

### Summary risk indicator (SRI)

**LOWER RISK** Potentially lower reward **HIGHER RISK** Potentially higher reward

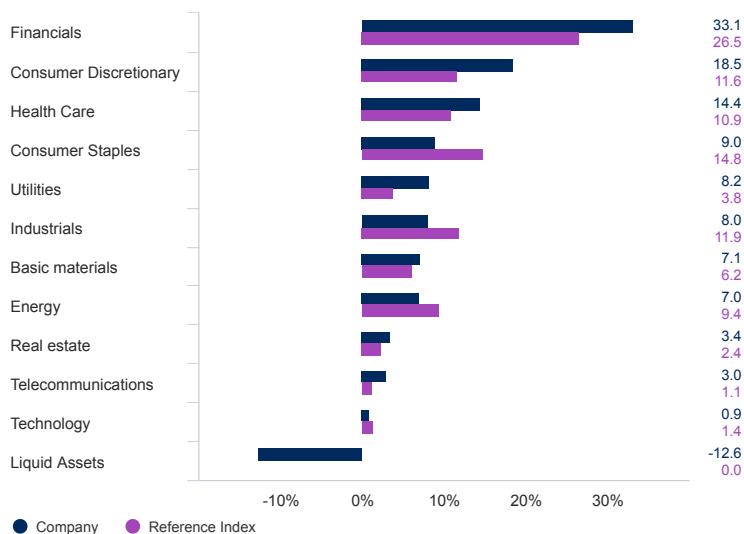


The risk category was calculated using historical performance data (or indicative fund performance during periods of suspension) and may not be a reliable indicator of the fund's future risk profile. The fund's risk category is not guaranteed to remain fixed. Please see the Key Information Document for more information.

Income GBP | Data as at 31.12.2024

## Asset allocation

### Sector (%)



### Top 10 holdings (%)

Holding name	%
AstraZeneca PLC	7.3
Shell PLC	7.0
HSBC Holdings PLC	5.5
Standard Chartered PLC	4.4
Unilever PLC	4.2
3i Group PLC	4.2
National Grid PLC	3.9
Intermediate Capital Group PLC	3.5
Lloyds Banking Group PLC	3.4
Pearson PLC	3.3

Source: Schroders. Top holdings and asset allocation are at company level. Liquid Assets contain cash, deposits and money market instruments, which are respectively not part of the core investment objective and policy. The commitment linked to the equity index futures contracts, if present, is deducted from cash.

## Contact information

Schroder Unit Trusts Limited  
1 London Wall Place  
London  
United Kingdom  
EC2Y 5AU  
Tel: 0800 182 2399  
Fax:

For your security, communications may be recorded or monitored.

## Information relating to changes in fund manager, investment objective, benchmark and corporate action information

### Benchmarks: (If applicable)

Some performance differences between the fund and the benchmark may arise because the fund performance is calculated at a different valuation point from the benchmark. The fund does not have a target benchmark

## Important information

---

### Costs:

Certain costs associated with your investment in the fund may be incurred in a different currency to that of your investment. These costs may increase or decrease as a result of currency and exchange rate fluctuations.

If a performance fee is applicable to this fund, details of the performance fee model and its computation methodology can be found in the fund's prospectus. This includes a description of the performance fee calculation methodology, the dates on which the performance fee is paid and details of how the performance fee is calculated in relation to the fund's performance fee benchmark, which may differ from the benchmark in the fund's investment objective or investment policy.

For further information regarding the costs and charges associated with your investment, please consult the funds' offering documents and annual report.

### General:

The Board has appointed Schroder Unit Trusts Limited as Alternative Investment Fund Manager, and to prepare this Factsheet. This factsheet should not be taken as any indication the Company held any particular investments at any particular date other than the stated date. Nothing in this factsheet should be construed as advice and is therefore not a recommendation to buy or sell shares. If you are interested in this Company you should contact your usual financial adviser before making any investment decision. In addition you can contact one of our Investor Services team on 0800 182 2399 for further information. Please note that Schroders is unable to give you specific investment advice. For investors' security calls to this number may be recorded. The data contained in this document has been sourced by Schroders and should be independently verified before further publication or use. Issued by Schroder Unit Trusts Limited, 1 London Wall Place, London EC2Y 5AU. Registered No: 4191730 England. Authorised and regulated by the Financial Conduct Authority. Nothing in this factsheet should be construed as advice and is therefore not a recommendation to buy or sell shares. If you are interested in this fund you should contact your usual financial adviser before making any investment decision. Please note that Schroders is unable to give you specific investment advice. For investors' security calls to this number may be recorded. Subscriptions for company shares can only be made on the basis of its latest Key Investor Document and Accounts, together with the latest audited annual report (and subsequent unaudited semi-annual report), copies are available in English and can be obtained, free of charge, from Schroder Investment Management Limited.

**Morningstar Rating:** © Morningstar 2025. All Rights Reserved. The information contained herein: (1) is proprietary to Morningstar and/or its content providers; (2) may not be copied or distributed; and (3) is not warranted to be accurate, complete or timely. Neither Morningstar nor its content providers are responsible for any damages or losses arising from any use of this information. Past performance is no guarantee of future results.