

C Accumulation USD | Data as at 31.12.2025

### Fund objectives and investment policy

The fund aims to provide capital growth by investing in equities of companies worldwide which the investment manager believes will benefit from the latest industrial innovation techniques.

Above is the Investment Objective of the fund. For details on the fund's Investment Policy please see the Prospectus.

Relevant risks associated with an investment in this fund are shown below and should be carefully considered before making any investment. Past Performance is not a guide to future performance and may not be repeated. The value of investments and the income from them may go down as well as up and investors may not get back the amounts originally invested. Exchange rate changes may cause the value of investments to fall as well as rise. Performance data does not take into account any commissions and costs, if any, charged when units or shares of any fund, as applicable, are issued and redeemed.

### Share class performance (%)

Cumulative performance	YTD	1 year	3 years	5 years	Since inception
Share class (Net)	23,1	23,1	61,8	42,1	89,9
Comparator	22,3	22,3	75,6	70,0	94,7

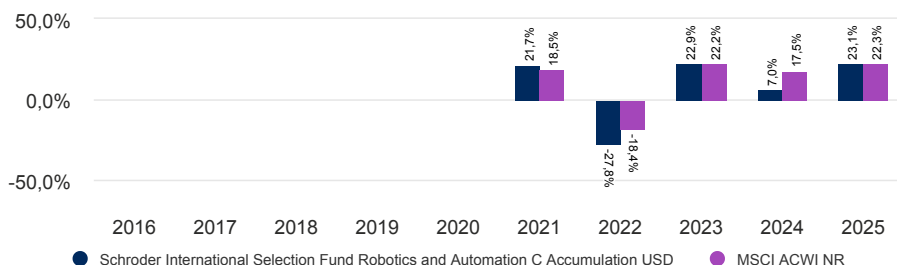
  

Annualized performance (%)	3 years	5 years	Since inception
Share class (Net)	17,4	7,3	11,3
Comparator	20,7	11,2	11,8

Discrete yearly performance (%)	Dec 15 - Dec 16	Dec 16 - Dec 17	Dec 17 - Dec 18	Dec 18 - Dec 19	Dec 19 - Dec 20	Dec 20 - Dec 21	Dec 21 - Dec 22	Dec 22 - Dec 23	Dec 23 - Dec 24	Dec 24 - Dec 25
Share class (Net)	-	-	-	-	-	21,7	-27,8	22,9	7,0	23,1
Comparator	-	-	-	-	-	18,5	-18,4	22,2	17,5	22,3

### Performance over 10 years (%)



Past performance is not a reliable indicator of future results, prices of shares and the income from them may fall as well as rise and investors may not get back the amount originally invested.

Exchange rate movements may cause the value of investments to fall as well as rise.

Annualised Figures are calculated as geometric average to show what an investor would earn over a period of time if the annual return was compounded. Actual figures are available on request. All publication of performance is accompanied by a disclosure indicating that the performance is calculated for the portfolio, as well as that the individual investor performance may differ as a result of initial fees, the actual investment date, the date of reinvestment and dividend withholding tax.

### Fund facts

Fund manager	Jack Dempsey
Managed fund since	01.06.2024
Fund management company	Schroder Investment Management (Europe) S.A.
Domicile	Luxembourg
Fund launch date	13.01.2020
Share class launch date	13.01.2020
Fund base currency	USD
Share class currency	USD
Fund size (Million)	USD 14,43
Number of holdings	43
Comparator	MSCI ACWI NR
Share price end of month	USD 189,8929
Dealing frequency	Daily
Dealing cut off time	13.00 Luxembourg time on a Dealing Day
Distribution frequency	No Distribution
High/Low annual return	49.9 / -36.6

### Fees & expenses

Max entry charge	1,00%
Annual management fee	0,750%
Ongoing charge	1,07%
Redemption fee	0,00%
TER	1,07%

### Purchase details

Minimum initial subscription	USD 1.000 ; EUR 1.000 or their near equivalent in any other freely convertible currency.
------------------------------	--

### Codes

ISIN	LU2097341767
Bloomberg	SCSSMCU LX
SEDOL	BKPFB17

C Accumulation USD | Data as at 31.12.2025

**Risk considerations**

**China risk:** If the fund invests in the China Interbank Bond Market via the Bond Connect or in China "A" shares via the Shanghai-Hong Kong Stock Connect and Shenzhen-Hong Kong Stock Connect or in shares listed on the STAR Board or the ChiNext, this may involve clearing and settlement, regulatory, operational and counterparty risks. If the fund invests in onshore renminbi-denominated securities, currency control decisions made by the Chinese government could affect the value of the fund's investments and could cause the fund to defer or suspend redemptions of its shares.

**Concentration risk:** The fund may be concentrated in a limited number of geographical regions, industry sectors, markets and/or individual positions. This may result in large changes in the value of the fund, both up or down.

**Counterparty risk:** The fund may have contractual agreements with counterparties. If a counterparty is unable to fulfil their obligations, the sum that they owe to the fund may be lost in part or in whole.

**Currency risk:** If the fund's investments are denominated in currencies different to the fund's base currency, the fund may lose value as a result of movements in foreign exchange rates, otherwise known as currency rates. If the investor holds a share class in a different currency to the base currency of the fund, investors may be exposed to losses as a result of movements in currency rates.

**Derivatives risk:** Derivatives, which are financial instruments deriving their value from an underlying asset, may be used for investment purposes and/ or to manage the portfolio efficiently. A derivative may not perform as expected, may create losses greater than the cost of the derivative and may result in losses to the fund.

**Emerging markets & frontier risk:** Emerging markets, and especially frontier markets, generally carry greater political, legal, counterparty, operational and liquidity risk than developed markets.

**Liquidity risk:** In difficult market conditions, the fund may not be able to sell a security for full value or at all. This could affect performance and could cause the fund to defer or suspend redemptions of its shares, meaning investors may not be able to have immediate access to their holdings.

**Market risk:** The value of investments can go up and down and an investor may not get back the amount initially invested.

**Operational risk:** Operational processes, including those related to the safekeeping of assets, may fail. This may result in losses to the fund.

**Performance risk:** Investment objectives express an intended result but there is no guarantee that such a result will be achieved. Depending on market conditions and the macro economic environment, investment objectives may become more difficult to achieve.

**Sustainability risk:** The fund has environmental and/or social characteristics. This means it may have limited exposure to some companies, industries or sectors and may forego certain investment opportunities, or dispose of certain holdings, that do not align with its sustainability criteria chosen by the investment manager. The fund may invest in companies that do not reflect the beliefs and values of any particular investor.

**Summary risk indicator (SRI)****LOWER RISK**

Potentially lower reward

**HIGHER RISK**

Potentially higher reward



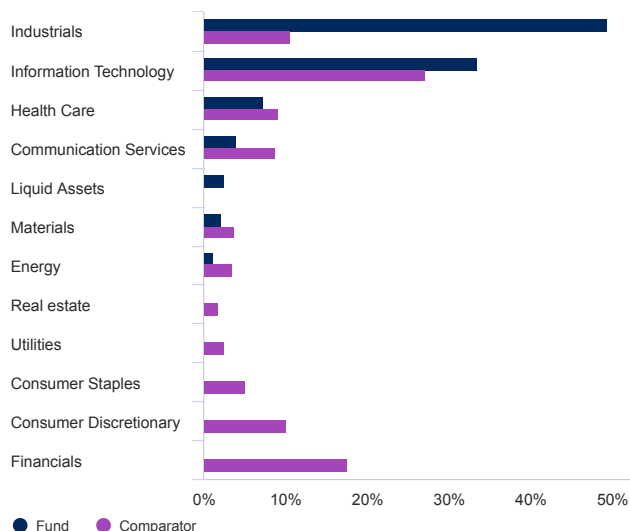
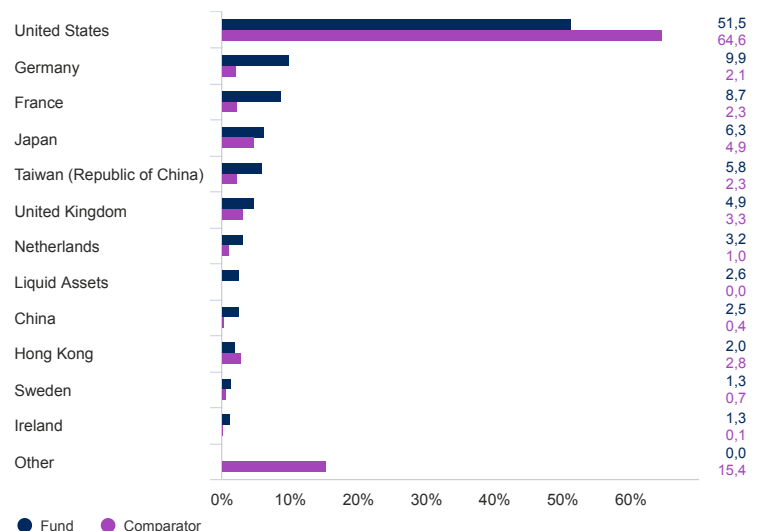
The risk category was calculated using historical performance data (or indicative fund performance during periods of suspension) and may not be a reliable indicator of the fund's future risk profile. The fund's risk category is not guaranteed to remain fixed. Please see the Key Information Document for more information.

**Risk statistics & financial ratios**

	Fund	Comparator
<b>Annual volatility (%) (3y)</b>	16,0	11,3
<b>Alpha (%) (3y)</b>	-5,8	-
<b>Beta (3y)</b>	1,2	-
<b>Sharpe ratio (3y)</b>	0,8	1,3
<b>Information ratio (3y)</b>	-0,4	-
<b>Dividend Yield (%)</b>	1,0	-
<b>Price to book</b>	6,2	-
<b>Price to earnings</b>	32,3	-

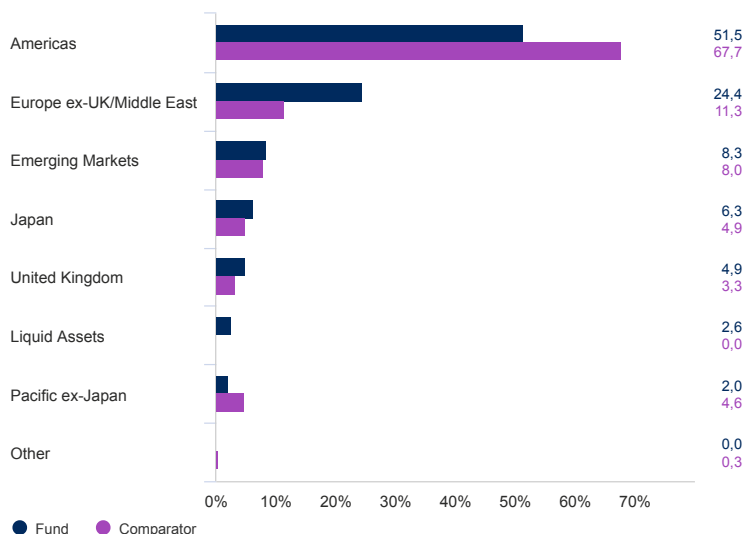
Source: Morningstar. The above ratios are based on bid to bid price based performance data.

These financial ratios refer to the average of the equity holdings contained in the fund's portfolio and in the benchmark (if mentioned) respectively.

**Asset allocation****Sector (%)****Geographical breakdown (%)**

C Accumulation USD | Data as at 31.12.2025

### Region (%)



### Top 10 holdings (%)

Holding name	%
Microsoft Corp	7,4
Taiwan Semiconductor Manufacturing Co Ltd	5,8
Broadcom Inc	5,0
Alphabet Inc	4,0
ASML Holding NV	3,2
Hitachi Ltd	3,1
Siemens AG	3,0
Cadence Design Systems Inc	2,8
Safran SA	2,8
Schneider Electric SE	2,7

Source: Schroders. Top holdings and asset allocation are at fund level.

### Additional Info

#### Name of the manager, trustee and/or custodian and relevant contact details

##### Management Company Schroder Investment Management (Europe) S.A.

5, rue Höhenhof  
1736 Senningerberg, Grand Duchy of Luxembourg  
Tel.: +27 87 806 9602 / +27 63 617 9954  
Website: <https://www.schroders.com/en-za/za/intermediary/>  
Email: [Southafrica@schroders.com](mailto:Southafrica@schroders.com)

#### Mandatory Disclosures

- Collective investment schemes are generally medium to long-term investments;
- The value of participatory interests or the investment may go down as well as up;
- Past performance is not necessarily a guide to future performance;
- Collective investment schemes are traded at ruling prices and can engage in borrowing and scrip lending;
- A schedule of fees and charges and maximum commissions is available on request from the management company;
- The management company does not provide any guarantee either with respect to the capital or the return of a portfolio;
- The management company has a right to close the portfolio to new investors in order to manage it more efficiently in accordance with its mandate.

#### Custodian

J.P. Morgan Bank Luxembourg S.A., European Bank & Business Centre  
6 route de Trèves, 2633 Senningerberg  
Grand Duchy of Luxembourg

#### Equity Fund Distribution dates and value distributed per participatory interest over the past 12 months

Please refer to the dividend calendar on the following website:  
<https://www.schroders.com/en-za/za/intermediary/literature/>  
The net asset value of the portfolio is published daily on the following website:  
<https://www.schroders.com/en-za/za/intermediary/fund-centre/>

#### Investment Manager

Schroder Investment Management Limited  
One London Wall Place  
London EC2Y 5AU  
United Kingdom  
Tel: +44 (0)20 7658 6000  
Website: <http://www.schroders.com/UK>

### Information relating to changes in fund manager, investment objective, benchmark and corporate action information

On 08.04.2025 the funds name changed from Schroder ISF Smart Manufacturing to Schroder ISF Robotics and Automation On 01.06.2024 Dan McFetrich and Jack Dempsey replaced Dan McFetrich as fund managers

C Accumulation USD | Data as at 31.12.2025

**Important information**

Nothing in this document should be construed as advice and is therefore not a recommendation to buy or sell shares. An investment in Schroder International Selection Fund ("the "Company") entails risks, which are fully described in the prospectus. Subscriptions for shares of the Company can only be made on the basis of its Minimum Disclosure Document and prospectus, together with the latest audited annual report (and subsequent unaudited semi-annual report, if published), copies of which can be obtained, free of charge, from Schroder Investment Management (Europe) S.A. Exchange rate changes may cause the value of investments to fall as well as rise. Schroders has expressed its own views and opinions in this document and these may change. The information contained herein is believed to be reliable. Schroders will be a data controller in respect of your personal data. For information on how Schroders might process your personal data, please view our Privacy Policy available at <https://www.schroders.com/en-za/za/intermediary/footer/privacy-policy/> or on request should you not have access to this webpage. Where third-party data is referenced, it remains subject to the rights of the respective provider and must not be reproduced or used without prior consent. Issued by Schroder Investment Management (Europe) S.A., 5, rue Höhenhof, L-1736 Senningerberg, Luxembourg. Registration No B 37.799 and distributed by Schroder Investment Management Ltd registration number: 01893220 (Incorporated in England and Wales) authorised and regulated in the UK by the Financial Conduct Authority and an authorised financial services provider in South Africa FSP No: 48998. This is a Section 65 approved fund under the Collective Investment Schemes Control Act 45, 2002 (CISCA). Boutique Collective Investments (RF) (Pty) Ltd is the South African Representative Office for this fund. Boutique Collective Investments (RF) (Pty) Ltd is registered and approved under the Collective Investment Schemes Control Act (No.45 of 2002). The timing of the data shown on this page and the frequency of report updates such as the KID/KIID may differ. The data is correct on the publication date shown on all material. Please contact the Fund Manager for further explanation. © **Morningstar 2025**. All Rights Reserved. The information contained herein: (1) is proprietary to Morningstar and/or its content providers; (2) may not be copied or distributed; and (3) is not warranted to be accurate, complete or timely. Neither Morningstar nor its content providers are responsible for any damages or losses arising from any use of this information. Past performance is no guarantee of future results.

**MSCI index:** Source: MSCI. The MSCI information may only be used for your internal use, may not be reproduced or disseminated in any form and may not be used as a basis for or a component of any financial instruments or products or indices. None of the MSCI information is intended to constitute investment advice or a recommendation to make (or refrain from making) any kind of investment decision and may not be relied on as such. Historical data and analysis should not be taken as an indication or guarantee of any future performance analysis, forecast or prediction. The MSCI information is provided on an "as is" basis and the user of this information assumes the entire risk of any use made of this information. MSCI, each of its affiliates and each other person involved in or related to compiling, computing or creating any MSCI information (collectively, the "MSCI Parties") expressly disclaims all warranties (including, without limitation, any warranties of originality, accuracy, completeness, timeliness, non-infringement, merchantability and fitness for a particular purpose) with respect to this information. Without limiting any of the foregoing, in no event shall any MSCI Party have any liability for any direct, indirect, special, incidental, punitive, consequential (including, without limitation, lost profits) or any other damages. ([www.msci.com](http://www.msci.com))