

C Accumulation USD | Data as at 31.10.2025

### Fund objectives and investment policy

The fund aims to provide income by investing in money market instruments denominated in US Dollar. The fund is designed to provide liquidity and aims to preserve the value of the investment in falling markets. The preservation of value or provision of liquidity cannot be guaranteed.

Above is the Investment Objective of the fund. For details on the fund's Investment Policy please see the Prospectus.

This fund qualifies as a Standard Variable Net Asset Value Money Market Fund.

Relevant risks associated with an investment in this fund are shown below and should be carefully considered before making any investment. Past Performance is not a guide to future performance and may not be repeated. The value of investments and the income from them may go down as well as up and investors may not get back the amounts originally invested. Exchange rate changes may cause the value of investments to fall as well as rise. Performance data does not take into account any commissions and costs, if any, charged when units or shares of any fund, as applicable, are issued and redeemed.

### Share class performance (%)

Cumulative performance	YTD	1 year	3 years	5 years	10 years
Share class (Net)	3,4	4,2	14,7	14,7	21,1
Comparator	3,6	4,4	15,5	16,5	25,1

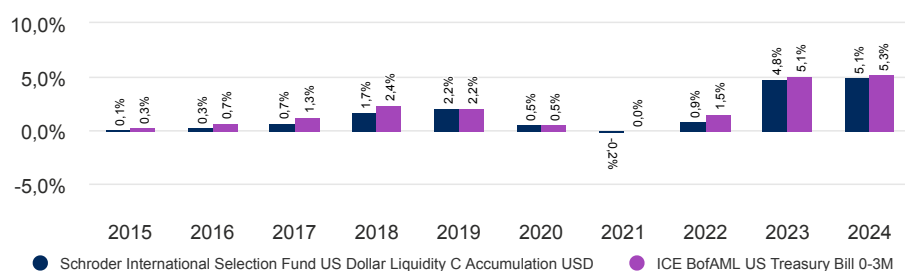
  

Annualized performance (%)	3 years	5 years	10 years
Share class (Net)	4,7	2,8	1,9
Comparator	4,9	3,1	2,3

Discrete yearly performance (%)	Oct 15 - Oct 16	Oct 16 - Oct 17	Oct 17 - Oct 18	Oct 18 - Oct 19	Oct 19 - Oct 20	Oct 20 - Oct 21	Oct 21 - Oct 22	Oct 22 - Oct 23	Oct 23 - Oct 24	Oct 24 - Oct 25
Share class (Net)	0,3	0,6	1,5	2,3	0,8	-0,2	0,2	4,5	5,3	4,2
Comparator	0,7	1,2	2,2	2,4	0,8	0,1	0,8	4,9	5,4	4,4

### Performance over 10 years (%)



Past performance is not a reliable indicator of future results, prices of shares and the income from them may fall as well as rise and investors may not get back the amount originally invested.

Exchange rate movements may cause the value of investments to fall as well as rise.

Annualised Figures are calculated as geometric average to show what an investor would earn over a period of time if the annual return was compounded. Actual figures are available on request. All publication of performance is accompanied by a disclosure indicating that the performance is calculated for the portfolio, as well as that the individual investor performance may differ as a result of initial fees, the actual investment date, the date of reinvestment and dividend withholding tax.

### Fund facts

Fund manager	Neil Sutherland
Managed fund since	01.01.2018
Fund management company	Schroder Investment Management (Europe) S.A.
Domicile	Luxembourg
Fund launch date	21.09.2001
Share class launch date	21.09.2001
Fund base currency	USD
Share class currency	USD
Fund size (Million)	USD 603,87
Comparator	ICE BofAML US Treasury Bill 0-3M
Share price end of month	USD 130,7554
Dealing frequency	Daily
Dealing cut off time	13.00 Luxembourg time on a Dealing Day
Distribution frequency	No Distribution
High/Low annual return	49.9 / -36.8

### Fees & expenses

Max entry charge	0,00%
Annual management fee	0,200%
Ongoing charge	0,27%
Redemption fee	0,00%
TER	0,27%

### Purchase details

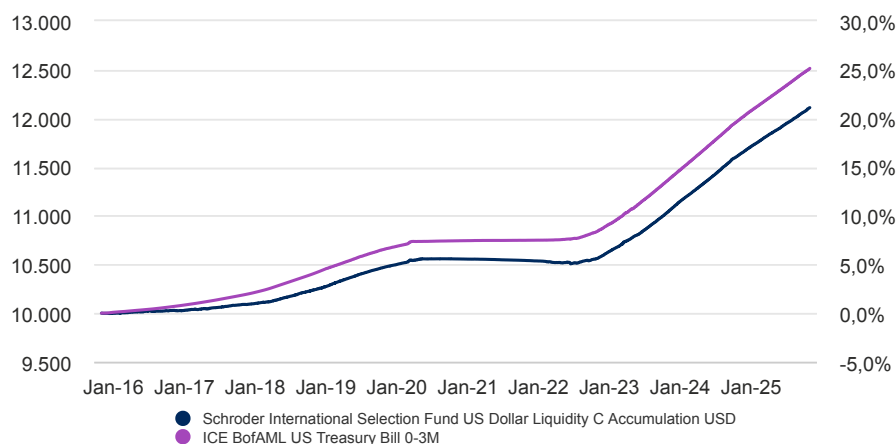
Minimum initial subscription	USD 1.000 ; EUR 1.000 or their near equivalent in any other freely convertible currency.
------------------------------	--

### Codes

ISIN	LU0136044012
Bloomberg	SISFULC LX
SEDOL	7226520

C Accumulation USD | Data as at 31.10.2025

### 10 year return of USD 10.000



The chart is for illustrative purposes only and does not reflect an actual return on any investment.

Returns are calculated bid to bid (which means performance does not include the effect of any initial charges), net income reinvested, net of fees.

### Risk considerations

**Concentration risk:** The fund may be concentrated in a limited number of geographical regions, industry sectors, markets and/or individual positions. This may result in large changes in the value of the fund, both up or down.

**Counterparty risk:** The fund may have contractual agreements with counterparties. If a counterparty is unable to fulfil their obligations, the sum that they owe to the fund may be lost in part or in whole.

**Credit risk:** If a borrower of debt provided by the fund or a bond issuer experiences a decline in financial health, their ability to make payments of interest and principal may be affected, which may cause a decline in the value of the fund.

**Currency risk:** If the fund's investments are denominated in currencies different to the fund's base currency, the fund may lose value as a result of movements in foreign exchange rates, otherwise known as currency rates. If the investor holds a share class in a different currency to the base currency of the fund, investors may be exposed to losses as a result of movements in currency rates.

**Derivatives risk:** Derivatives, which are financial instruments deriving their value from an underlying asset, may be used to manage the portfolio efficiently. A derivative may not perform as expected, may create losses greater than the cost of the derivative and may result in losses to the fund.

**Interest rate risk:** The fund may lose value as a direct result of interest rate changes.

**Investments in deposits:** The fund may invest extensively in cash deposits. The fund may lose value if a deposit institution or the issuer of a money market instrument goes out of business.

**Issuer risk:** The fund is permitted to invest more than 35% of its scheme property in transferable securities and money market instruments issued or guaranteed by an EEA State / governments of the following country: United States of America.

**Liquidity risk:** In difficult market conditions, the fund may not be able to sell a security for full value or at all. This could affect performance and could cause the fund to defer or suspend redemptions of its shares, meaning investors may not be able to have immediate access to their holdings.

**Market risk:** The value of investments can go up and down and an investor may not get back the amount initially invested.

**No capital guarantee risk:** Positive returns are not guaranteed and no form of capital protection applies

**Operational risk:** Operational processes, including those related to the safekeeping of assets, may fail. This may result in losses to the fund.

**Performance risk:** Investment objectives express an intended result but there is no guarantee that such a result will be achieved. Depending on market conditions and the macro economic environment, investment objectives may become more difficult to achieve.

### Summary risk indicator (SRI)

#### LOWER RISK

Potentially lower reward

#### HIGHER RISK

Potentially higher reward



The risk category was calculated using historical performance data (or indicative fund performance during periods of suspension) and may not be a reliable indicator of the fund's future risk profile. The fund's risk category is not guaranteed to remain fixed. Please see the Key Information Document for more information.

### Risk statistics & financial ratios

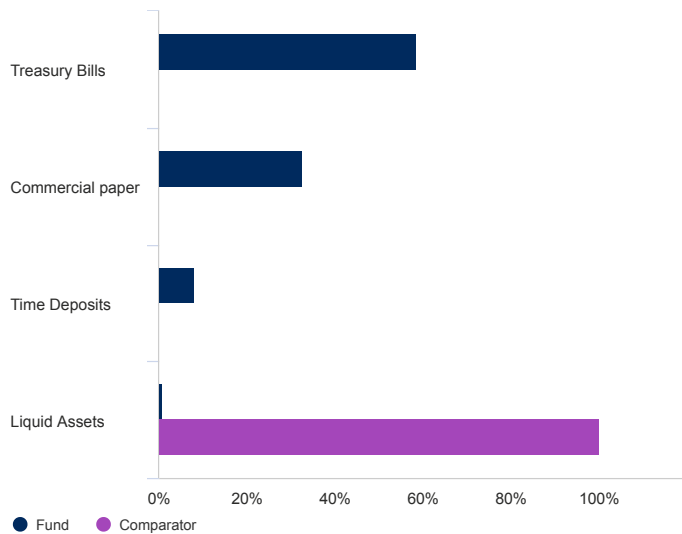
	Fund	Comparator
<b>Annual volatility (%) (3y)</b>	0,2	0,2

Source: Morningstar. The above ratios are based on bid to bid price based performance data.

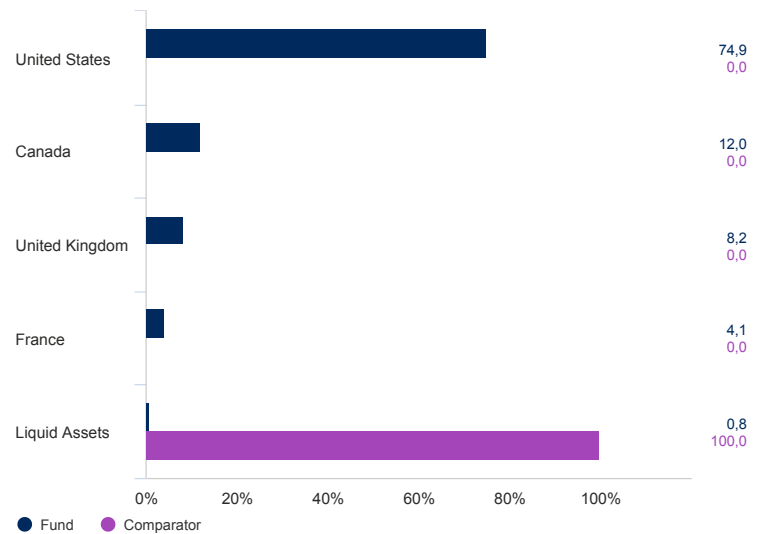
C Accumulation USD | Data as at 31.10.2025

### Asset allocation

#### Sector (%)



#### Geographical breakdown (%)



#### Top 10 holdings (%)

Holding name	%
TREASURY BILL 0.0000 08/01/2026 SERIES GOVT	8,9
TREASURY BILL 0.0000 12/03/2026 SERIES GOVT	8,5
TREASURY BILL 0.0000 26/02/2026 SERIES GOVT	8,3
TREASURY BILL 0.0000 04/11/2025 SERIES GOVT	7,9
TREASURY BILL 0.0000 02/01/2026 SERIES GOVT	6,8
TREASURY BILL 0.0000 05/02/2026 SERIES GOVT	6,6
TREASURY BILL 0.0000 04/12/2025 SERIES GOVT	6,3
TREASURY BILL 0.0000 20/11/2025 SERIES GOVT	5,2
DNB Bank ASA CP 15/07/2025 15/12/2025	4,1
Lloyds Bank PLC CP 22/04/2025 22/12/2025	4,1

Source: Schroders. Top holdings and asset allocation are at fund level.

C Accumulation USD | Data as at 31.10.2025

### Additional Info

#### Name of the manager, trustee and/or custodian and relevant contact details

##### Management Company Schroder Investment Management (Europe) S.A.

5, rue Höhenhof

1736 Senningerberg, Grand Duchy of Luxembourg

Tel.: +27 87 806 9602 / +27 63 617 9954

Website: <https://www.schroders.com/en-za/za/intermediary/>

Email: [Southafrica@schroders.com](mailto:Southafrica@schroders.com)

#### Mandatory Disclosures

- Collective investment schemes are generally medium to long-term investments;
- The value of participatory interests or the investment may go down as well as up;
- Past performance is not necessarily a guide to future performance;
- Collective investment schemes are traded at ruling prices and can engage in borrowing and scrip lending;
- A schedule of fees and charges and maximum commissions is available on request from the management company;
- The management company does not provide any guarantee either with respect to the capital or the return of a portfolio;
- The management company has a right to close the portfolio to new investors in order to manage it more efficiently in accordance with its mandate.

#### Custodian

J.P. Morgan Bank Luxembourg S.A., European Bank & Business Centre

6 route de Trèves, 2633 Senningerberg

Grand Duchy of Luxembourg

### Important information

Nothing in this document should be construed as advice and is therefore not a recommendation to buy or sell shares. An investment in Schroder International Selection Fund ("the "Company") entails risks, which are fully described in the prospectus. Subscriptions for shares of the Company can only be made on the basis of its Minimum Disclosure Document and prospectus, together with the latest audited annual report (and subsequent unaudited semi-annual report, if published), copies of which can be obtained, free of charge, from Schroder Investment Management (Europe) S.A. Exchange rate changes may cause the value of investments to fall as well as rise. Schroders has expressed its own views and opinions in this document and these may change. The information contained herein is believed to be reliable. Schroders will be a data controller in respect of your personal data. For information on how Schroders might process your personal data, please view our Privacy Policy available at <https://www.schroders.com/en-za/za/intermediary/footer/privacy-policy/> or on request should you not have access to this webpage. Where third-party data is referenced, it remains subject to the rights of the respective provider and must not be reproduced or used without prior consent. Issued by Schroder Investment Management (Europe) S.A., 5, rue Höhenhof, L-1736 Senningerberg, Luxembourg. Registration No B 37.799 and distributed by Schroder Investment Management Ltd registration number: 01893220 (Incorporated in England and Wales) authorised and regulated in the UK by the Financial Conduct Authority and an authorised financial services provider in South Africa FSP No: 48998. This is a Section 65 approved fund under the Collective Investment Schemes Control Act 45, 2002 (CISCA). Boutique Collective Investments (RF) (Pty) Ltd is the South African Representative Office for this fund. Boutique Collective Investments (RF) (Pty) Ltd is registered and approved under the Collective Investment Schemes Control Act (No.45 of 2002). This fund does not have the objective of sustainable investment or binding environmental or social characteristics as defined by Regulation (EU) 2019/2088 on Sustainability-related Disclosures in the Financial Services Sector (the "SFDR"). Any references to the integration of sustainability considerations are made in relation to the processes of the investment manager or the Schroders Group and are not specific to the fund. The timing of the data shown on this page and the frequency of report updates such as the KID/KIID may differ. The data is correct on the publication date shown on all material. Please contact the Fund Manager for further explanation. © Morningstar 2025. All Rights Reserved. The information contained herein: (1) is proprietary to Morningstar and/or its content providers; (2) may not be copied or distributed; and (3) is not warranted to be accurate, complete or timely. Neither Morningstar nor its content providers are responsible for any damages or losses arising from any use of this information. Past performance is no guarantee of future results.

**ICE index:** ICE BofAML US Treasury Bill 0-3M (the "index") is a product of ICE data indices, llc ("ICE data") and is used with permission. ICE® is a registered trademark of ICE data or its affiliates, and bofa® is a registered trademark of bank of america corporation licensed by bank of america corporation and its affiliates ("bofa") and may not be used without bofa's prior v.7 081523 written approval. ICE data, its affiliates and their respective third party suppliers disclaim any and all warranties and representations, express and/or implied, including any warranties of merchantability or fitness for a particular purpose or use, including the indices, index data and any data included in, related to, or derived therefrom. neither ice data, its affiliates nor their respective third party suppliers shall be subject to any damages or liability with respect to the adequacy, accuracy, timeliness or completeness of the indices or the index data or any component thereof, and the indices and index data and all components thereof are provided on an "as is" basis and your use is at your own risk. inclusion of a security within an index is not a recommendation by ICE data to buy, sell, or hold such security, nor is it considered to be investment advice. ICE data, its affiliates and their respective third party suppliers do not sponsor, endorse, or recommend Schroders, or any of its products or services.