

C Accumulation USD | Data as at 30.06.2024

Fund objectives and investment policy

The fund aims to provide capital growth by investing in equities of companies worldwide that the investment manager believes are associated with the global transition towards lower-carbon sources of energy and which the investment manager deems to be sustainable investments.

Above is the Investment Objective of the fund. For details on the fund's Investment Policy please see the Prospectus.

The Fund has the objective of sustainable investment (within the meaning of Article 9 SFDR).

This means that the fund invests at least 75% of its assets in sustainable investments within the meaning of SFDR.

Relevant risks associated with an investment in this fund are shown below and should be carefully considered before making any investment. Past Performance is not a guide to future performance and may not be repeated. The value of investments and the income from them may go down as well as up and investors may not get back the amounts originally invested. Exchange rate changes may cause the value of investments to fall as well as rise. Performance data does not take into account any commissions and costs, if any, charged when units or shares of any fund, as applicable, are issued and redeemed.

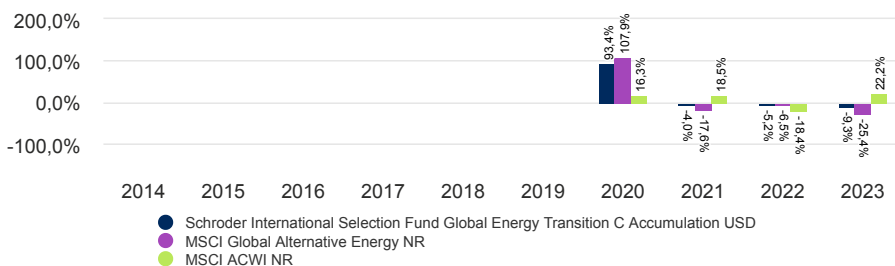
Share class performance (%)

| Cumulative performance | 1 month | 3 months | YTD | 1 year | 3 years | 5 years | Since inception |
|------------------------|---------|----------|-------|--------|---------|---------|-----------------|
| Share class (Net) | -11,5 | -6,9 | -12,7 | -22,1 | -29,1 | - | 55,9 |
| Comparator 1 | -12,9 | -4,0 | -13,7 | -26,3 | -43,5 | - | 9,2 |
| Comparator 2 | 2,2 | 2,9 | 11,3 | 19,4 | 17,2 | - | 65,1 |

| Annualized performance (%) | 3 years | 5 years | Since inception |
|----------------------------|---------|---------|-----------------|
| Share class (Net) | -10,8 | - | 9,3 |
| Comparator 1 | -17,3 | - | 1,8 |
| Comparator 2 | 5,4 | - | 10,6 |

| Discrete yearly performance (%) | Jun 14 | Jun 15 | Jun 16 | Jun 17 | Jun 18 | Jun 19 | Jun 20 | Jun 21 | Jun 22 | Jun 23 |
|---------------------------------|----------|----------|----------|----------|----------|----------|----------|----------|----------|----------|
| | - Jun 15 | - Jun 16 | - Jun 17 | - Jun 18 | - Jun 19 | - Jun 20 | - Jun 21 | - Jun 22 | - Jun 23 | - Jun 24 |
| Share class (Net) | - | - | - | - | - | - | 79,4 | -22,6 | 17,6 | -22,1 |
| Comparator 1 | - | - | - | - | - | - | 75,0 | -16,8 | -7,8 | -26,3 |
| Comparator 2 | - | - | - | - | - | - | 39,3 | -15,8 | 16,5 | 19,4 |

Performance over 10 years (%)



Past performance is not a reliable indicator of future results, prices of shares and the income from them may fall as well as rise and investors may not get back the amount originally invested.

Exchange rate movements may cause the value of investments to fall as well as rise.

Annualised Figures are calculated as geometric average to show what an investor would earn over a period of time if the annual return was compounded. Actual figures are available on request.

Fund facts

| | |
|--------------------------|--|
| Fund manager | Felix Odey Alex Monk Mark Lacey |
| Managed fund since | 01.01.2021 ; 01.01.2021 ; 10.07.2019 |
| Fund management company | Schroder Investment Management (Europe) S.A. |
| Domicile | Luxembourg |
| Fund launch date | 10.07.2019 |
| Share class launch date | 10.07.2019 |
| Fund base currency | USD |
| Share class currency | USD |
| Fund size (Million) | USD 1.169,00 |
| Number of holdings | 48 |
| Comparator 1 | MSCI Global Alternative Energy NR |
| Comparator 2 | MSCI ACWI NR |
| Share price end of month | USD 155,9488 |
| Dealing frequency | Daily |
| Dealing cut off time | 13.00 Luxembourg time on a Dealing Day |
| Distribution frequency | No Distribution |
| High/Low annual return | 93.4 / -9.3 |

Fees & expenses

| | |
|-----------------------|--------|
| Max entry charge | 1,00% |
| Annual management fee | 0,750% |
| Ongoing charge | 1,04% |
| Redemption fee | 0,00% |
| TER | 1,03% |

Purchase details

| | |
|------------------------------|--|
| Minimum initial subscription | USD 1.000 ; EUR 1.000 or their near equivalent in any other freely convertible currency. |
|------------------------------|--|

Codes

| | |
|--------------|------------------|
| ISIN | LU2016063229 |
| Bloomberg | SGBENTC LX |
| SEDOL | BK4Q3Y8 |
| Reuters code | LU2016063229.LUF |

C Accumulation USD | Data as at 30.06.2024

Risk considerations

Concentration risk: The fund may be concentrated in a limited number of geographical regions, industry sectors, markets and/or individual positions. This may result in large changes in the value of the fund, both up or down.

Counterparty risk: The fund may have contractual agreements with counterparties. If a counterparty is unable to fulfil their obligations, the sum that they owe to the fund may be lost in part or in whole.

Currency risk: The fund may lose value as a result of movements in foreign exchange rates, otherwise known as currency rates.

Derivatives risk: Derivatives, which are financial instruments deriving their value from an underlying asset, may be used to manage the portfolio efficiently. A derivative may not perform as expected, may create losses greater than the cost of the derivative and may result in losses to the fund.

Liquidity risk: In difficult market conditions, the fund may not be able to sell a security for full value or at all. This could affect performance and could cause the fund to defer or suspend redemptions of its shares, meaning investors may not be able to have immediate access to their holdings.

Market risk: The value of investments can go up and down and an investor may not get back the amount initially invested.

Operational risk: Operational processes, including those related to the safekeeping of assets, may fail. This may result in losses to the fund.

Performance risk: Investment objectives express an intended result but there is no guarantee that such a result will be achieved. Depending on market conditions and the macro economic environment, investment objectives may become more difficult to achieve.

Sustainability risk: The fund has the objective of sustainable investment. This means it may have limited exposure to some companies, industries or sectors and may forego certain investment opportunities, or dispose of certain holdings, that do not align with its sustainability criteria chosen by the investment manager. The fund may invest in companies that do not reflect the beliefs and values of any particular investor.

Summary risk indicator (SRI)

LOWER RISK

Potentially lower reward

HIGHER RISK

Potentially higher reward



The risk category was calculated using historical performance data (or indicative fund performance during periods of suspension) and may not be a reliable indicator of the fund's future risk profile. The fund's risk category is not guaranteed to remain fixed. Please see the Key Information Document for more information.

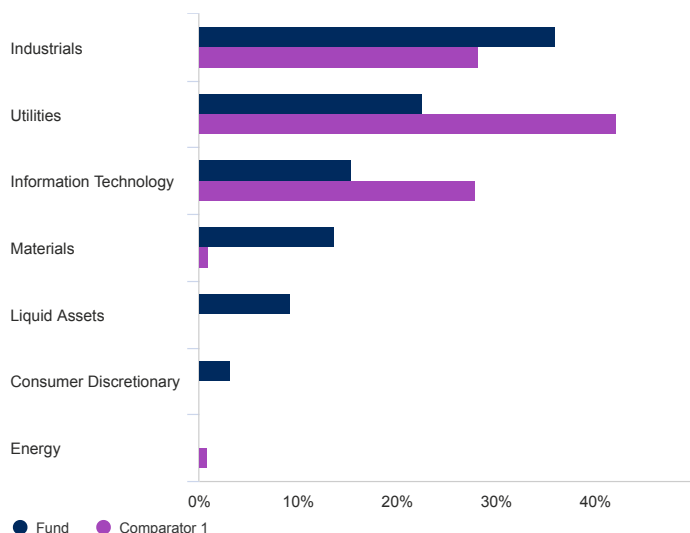
Risk statistics & financial ratios

| | Fund | Comparator 1 |
|-------------------------------------|------|--------------|
| Annual volatility (%) (3y) | 27,9 | 31,2 |
| Alpha (%) (3y) | 3,3 | - |
| Beta (3y) | 0,8 | - |
| Sharpe ratio (3y) | -0,4 | -0,6 |
| Information ratio (3y) | 0,5 | - |
| Dividend Yield (%) | 2,1 | - |
| Price to book | 1,6 | - |
| Price to earnings | 16,6 | - |
| Predicted Tracking error (%) | 10,4 | - |

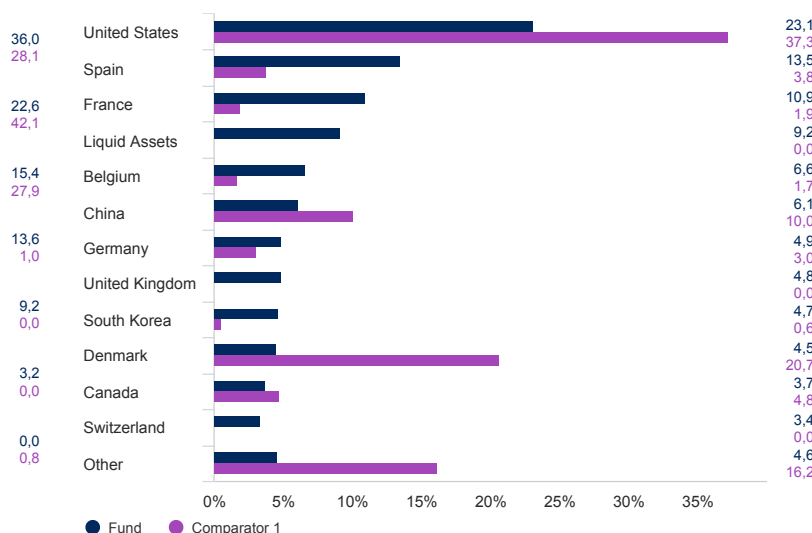
Source: Morningstar, and Schroders for the Predicted tracking error. The above ratios are based on bid to bid price based performance data. These financial ratios refer to the average of the equity holdings contained in the fund's portfolio and in the benchmark (if mentioned) respectively.

Asset allocation

Sector (%)

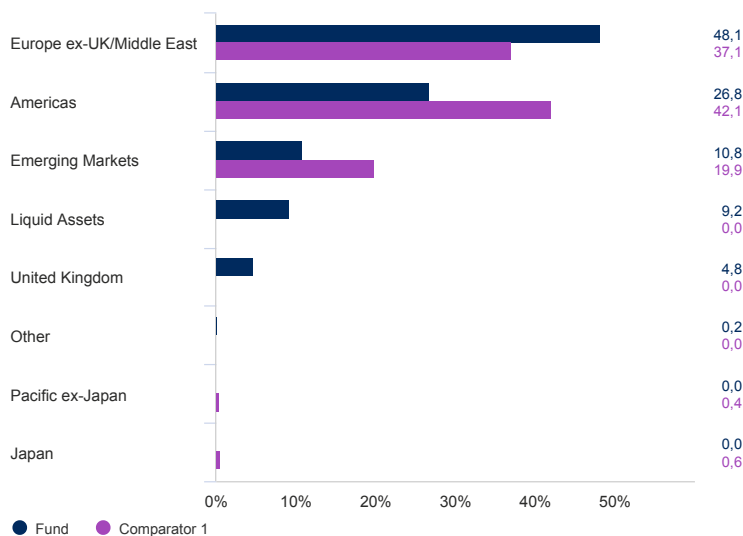


Geographical breakdown (%)



C Accumulation USD | Data as at 30.06.2024

Region (%)



Top 10 holdings (%)

| Holding name | % |
|-------------------------------------|-----|
| Johnson Matthey PLC | 4,7 |
| Vestas Wind Systems A/S | 4,5 |
| Red Electrica Corp SA | 4,1 |
| EDP Renovaveis SA | 4,1 |
| Hydro One Ltd | 3,6 |
| Nexans SA | 3,6 |
| Umicore SA | 3,4 |
| First Solar Inc | 3,2 |
| Corp ACCIONA Energias Renovables SA | 3,1 |
| Array Technologies Inc | 2,7 |

Source: Schroders. Top holdings and asset allocation are at fund level.

Additional Info

Name of the manager, trustee and/or custodian and relevant contact details

Management Company Schroder Investment Management (Europe) S.A.

5, rue Höhenhof

1736 Senningerberg, Grand Duchy of Luxembourg

Tel.: +27 87 806 9602 / +27 63 617 9954

Website: www.schroders.co.za

Email: Southafrica@schroders.com

Mandatory Disclosures

- Collective investment schemes are generally medium to long-term investments;
- The value of participatory interests or the investment may go down as well as up;
- Past performance is not necessarily a guide to future performance;
- Collective investment schemes are traded at ruling prices and can engage in borrowing and scrip lending;
- A schedule of fees and charges and maximum commissions is available on request from the management company;
- The management company does not provide any guarantee either with respect to the capital or the return of a portfolio;
- The management company has a right to close the portfolio to new investors in order to manage it more efficiently in accordance with its mandate.

Custodian

J.P. Morgan Bank Luxembourg S.A., European Bank & Business Centre
6 route de Trèves, 2633 Senningerberg
Grand Duchy of Luxembourg

Equity Fund Distribution dates and value distributed per participatory interest over the past 12 months

Please refer to the dividend calendar on the following website:

<http://www.schroders.com/en/za/intermediary/literature/legal-documents/>

The net asset value of the portfolio is published daily on the following website:

<http://www.schroders.com/en/za/intermediary/fund-centre/prices-and-performance/>

Asset Manager

Schroder Investment Management Limited, 1 London Wall Place
London EC2Y 5AU United Kingdom

Tel: (+44) 20 7658 7941

Fax: (+44) 20 7658 3512

Website: www.schroders.com

Portfolio category or classification or sector:

Equity

C Accumulation USD | Data as at 30.06.2024

Important information

This document does not constitute an offer to anyone, or a solicitation by anyone, to subscribe for shares of Schroder International Selection Fund (the "Company"). Nothing in this document should be construed as advice and is therefore not a recommendation to buy or sell shares. Performance is calculated for the portfolio and individual investor performance may differ as a result of initial fees, the actual investment date, the date of reinvestment and dividend withholding tax. Subscriptions for shares of the Company can only be made on the basis of its Minimum Disclosure Document and prospectus, together with the latest audited annual report (and subsequent unaudited semi-annual report, if published), copies of which can be obtained, free of charge, from Schroder Investment Management (Europe) S.A. Schroders has expressed its own views and opinions in this document and these may change. All important information relating to this fund can be found in the fund's [Prospectus](#) and [KIID / KID](#). Issued by Schroder Investment Management Ltd registration number: 01893220 (Incorporated in England and Wales) authorised and regulated in the UK by the Financial Conduct Authority and an authorised financial services provider in South Africa FSP No: 48998. Source of all performance data, unless otherwise stated: Morningstar - bid to bid, net income reinvested, net of fees. The fund has the objective of sustainable investment within the meaning of Article 9 of Regulation (EU) 2019/2088 on Sustainability-related Disclosures in the Financial Services Sector (the "SFDR"). For information on sustainability-related aspects of this fund please go to www.schroders.com The timing of the data shown on this page and the frequency of report updates such as the KID/KIID may differ. The data is correct on the publication date shown on all material. Please contact the Fund Manager for further explanation. Information herein is believed to be reliable but Schroders does not warrant its completeness or accuracy. The data contained in this document has been sourced by Schroders and should be independently verified. Third party data is owned or licenced by the data provider and may not be reproduced, extracted or used for any other purpose without the data provider's consent. Neither Schroders, nor the data provider, will have any liability in connection with the third-party data. © Morningstar 2024. All Rights Reserved. The information contained herein: (1) is proprietary to Morningstar and/or its content providers; (2) may not be copied or distributed; and (3) is not warranted to be accurate, complete or timely. Neither Morningstar nor its content providers are responsible for any damages or losses arising from any use of this information. Past performance is no guarantee of future results. MSCI index: Source: MSCI. The MSCI information may only be used for your internal use, may not be reproduced or disseminated in any form and may not be used as a basis for or a component of any financial instruments or products or indices. None of the MSCI information is intended to constitute investment advice or a recommendation to make (or refrain from making) any kind of investment decision and may not be relied on as such. Historical data and analysis should not be taken as an indication or guarantee of any future performance analysis, forecast or prediction. The MSCI information is provided on an "as is" basis and the user of this information assumes the entire risk of any use made of this information. MSCI, each of its affiliates and each other person involved in or related to compiling, computing or creating any MSCI information (collectively, the "MSCI Parties") expressly disclaims all warranties (including, without limitation, any warranties of originality, accuracy, completeness, timeliness, non-infringement, merchantability and fitness for a particular purpose) with respect to this information. Without limiting any of the foregoing, in no event shall any MSCI Party have any liability for any direct, indirect, special, incidental, punitive, consequential (including, without limitation, lost profits) or any other damages. (www.msci.com)