

Z Accumulation GBP | Data as at 31.07.2025

Fund objectives and investment policy

The fund aims to provide an income of 3% to 5% per year and capital growth by investing in a diversified range of assets and markets worldwide with a target average annual volatility (a measure of how much the fund's returns may vary over a year) over a rolling five year period of between 50% to 65% of that of global stock markets (represented by the MSCI All Country World Index). This is not guaranteed and could change depending on market conditions.

Above is the Investment Objective of the fund. For details on the full fund's Investment Policy please see the KIID.

Relevant risks associated with an investment in this fund are shown below and should be carefully considered before making any investment. Past Performance is not a guide to future performance and may not be repeated. The value of investments and the income from them may go down as well as up and investors may not get back the amounts originally invested. Exchange rate changes may cause the value of investments to fall as well as rise. Performance data does not take into account any commissions and costs, if any, charged when units or shares of any fund, as applicable, are issued and redeemed.

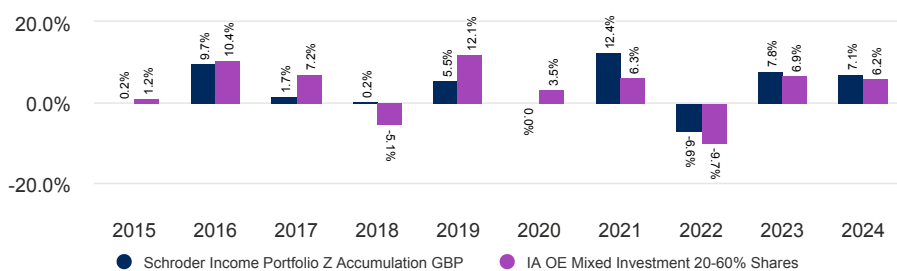
Share class performance (%)

Cumulative performance	1 month	3 months	YTD	1 year	3 years	5 years	10 years
Share class (Net)	2.2	5.7	5.4	7.9	20.1	40.0	49.4
Comparator	2.0	5.7	5.4	6.8	16.4	23.4	47.7

Discrete yearly performance (%)	Jul 15 - Jul 16	Jul 16 - Jul 17	Jul 17 - Jul 18	Jul 18 - Jul 19	Jul 19 - Jul 20	Jul 20 - Jul 21	Jul 21 - Jul 22	Jul 22 - Jul 23	Jul 23 - Jul 24	Jul 24 - Jul 25
Share class (Net)	6.0	3.5	3.2	0.7	-6.5	19.0	-2.0	2.5	8.7	7.9
Comparator	5.5	8.3	3.1	4.0	-2.3	12.0	-5.3	-0.0	9.1	6.8

Calendar year performance	2015	2016	2017	2018	2019	2020	2021	2022	2023	2024
Share class (Net)	0.2	9.7	1.7	0.2	5.5	0.0	12.4	-6.6	7.8	7.1
Comparator	1.2	10.4	7.2	-5.1	12.1	3.5	6.3	-9.7	6.9	6.2

Performance over 10 years (%)



Ratings and accreditation



Please refer to the Source and ratings information section for details on the icons shown above.

Fund facts

Fund manager	Ryan Paterson Philip Chandler
Managed fund since	12.11.2021 ; 01.04.2025
Fund management company	Schroder Unit Trusts Limited
Domicile	United Kingdom
Fund launch date	15.12.2010
Share class launch date	15.12.2010
Fund base currency	GBP
Share class currency	GBP
Fund size (Million)	GBP 69.69
Comparator	IA OE Mixed Investment 20-60% Shares
Unit NAV	GBP 1.9760
Dealing frequency	Daily
Distribution frequency	Quarterly

Fees & expenses

Ongoing charge	0.57%
----------------	-------

Purchase details

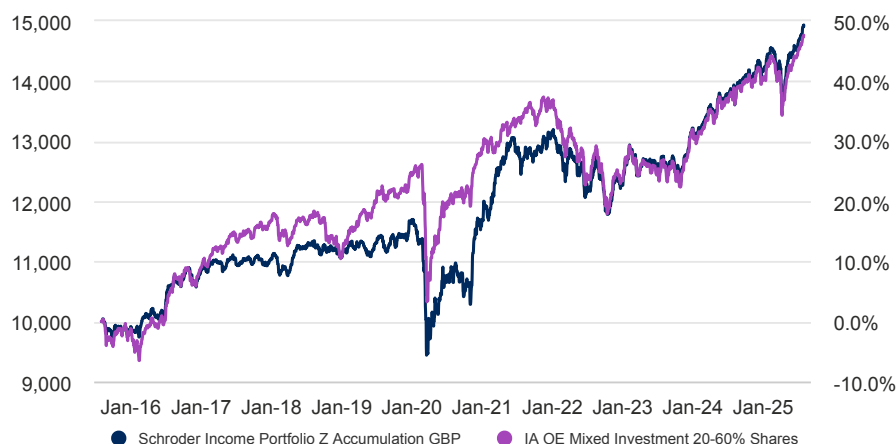
Minimum initial subscription	GBP 25,000
Providers	

Codes

ISIN	GB00B4K1MN77
Bloomberg	CAZDIXA LN
SEDOL	B4K1MN7

Z Accumulation GBP | Data as at 31.07.2025

10 year return of GBP 10,000



The chart is for illustrative purposes only and does not reflect an actual return on any investment.

Returns are calculated bid to bid (which means performance does not include the effect of any initial charges), net income reinvested, net of fees.

Risk considerations

Counterparty risk: The fund may have contractual agreements with counterparties. If a counterparty is unable to fulfil their obligations, the sum that they owe to the fund may be lost in part or in whole.

Credit risk: If a borrower of debt provided by the fund or a bond issuer experiences a decline in financial health, their ability to make payments of interest and principal may be affected, which may cause a decline in the value of the fund.

Currency risk: If the fund's investments are denominated in currencies different to the fund's base currency, the fund may lose value as a result of movements in foreign exchange rates, otherwise known as currency rates. If the investor holds a share class in a different currency to the base currency of the fund, investors may be exposed to losses as a result of movements in currency rates.

Derivatives risk: Derivatives, which are financial instruments deriving their value from an underlying asset, may be used for investment purposes and/ or to manage the portfolio efficiently. A derivative may not perform as expected, may create losses greater than the cost of the derivative and may result in losses to the fund.

High yield bond risk: High yield bonds (normally lower rated or unrated) generally carry greater market, credit and liquidity risk meaning greater uncertainty of returns.

Liquidity risk: The fund invests in illiquid instruments, which are harder to sell. Illiquidity increases the risks that the fund will be unable to sell its holdings in a timely manner in order to meet its financial obligations at a given point in time. It may also mean that there could be delays in investing committed capital into the asset class.

Market risk: The value of investments can go up and down and an investor may not get back the amount initially invested.

Operational risk: Operational processes, including those related to the safekeeping of assets, may fail. This may result in losses to the fund.

Performance risk: Investment objectives express an intended result but there is no guarantee that such a result will be achieved. Depending on market conditions and the macro economic environment, investment objectives may become more difficult to achieve.

Capital Erosion: As a result of fees being charged to capital, the distributable income of the fund may be higher, but there is the potential that performance or capital value may be eroded.

Synthetic risk & reward indicator (SRRI)

LOWER RISK

Potentially lower reward

HIGHER RISK

Potentially higher reward



The risk category was calculated using historical performance data and may not be a reliable indicator of the fund's future risk profile. The fund's risk category is not guaranteed to remain fixed. Please see the Key Investor Information Document for more information.

Risk statistics & financial ratios

	Fund	Comparator
Annual volatility (%) (3y)	5.8	6.2
Beta (3y)	0.9	-
Sharpe ratio (3y)	0.3	0.1
12 Month yield	2.5	-

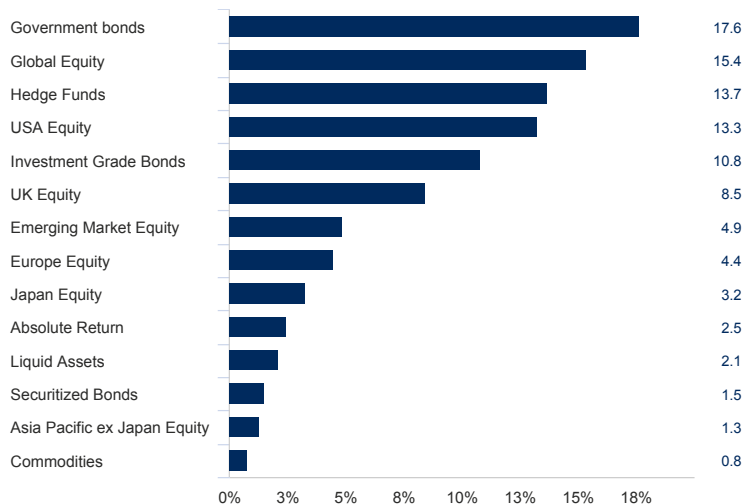
Source: Morningstar. The above ratios are based on bid to bid price based performance data. Please note this is an accumulation share class and as such the investor will not receive an income distribution. Any income will be reinvested into the fund.

Z Accumulation GBP | Data as at 31.07.2025

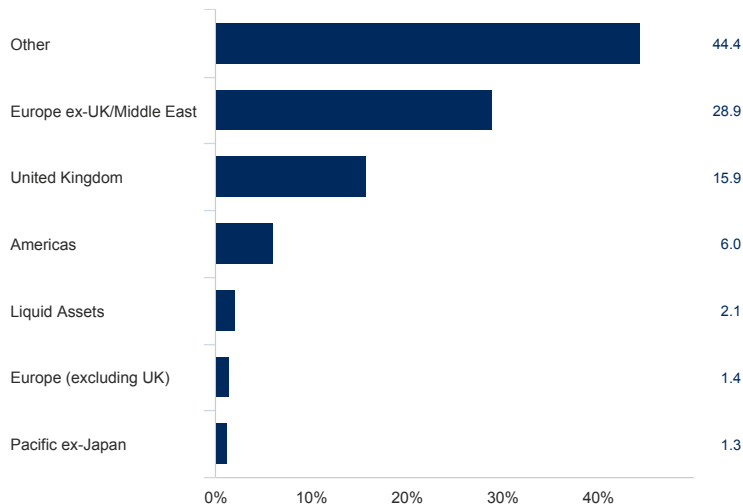
Asset allocation

Target refers to the Benchmark listed in the Fund facts section and described under the Share class performance section on page 1.

Asset class (%)



Region (%)



Top 10 holdings (%)

Holding name	%
HSBC GL ICAV GL GOVT BD IX GBP DIS	14.1
FIDELITY GLOBAL DIVIDEND FND R DIS	7.6
FIDELITY US QUALITY INCOME UCITS E	7.3
SDR US EQUITY INCOME MAXIMISER L	6.0
LAZARD GLO THEMATIC FOCUS J INC	5.9
JPM EMERGING MARKETS INCOME C	4.9
BNY MELLON GLB CRED-ZGBPINC	4.6
MAN GLG INCOME FD PROF D INC	4.3
SDR STRATEGIC CREDIT FD S INC	3.9
ISHARES GLOBAL GOVT BOND UCITS ETF	3.6

Source: Schroders. Top holdings and asset allocation are at fund level.

Share class available

	Z Accumulation GBP	Z Income GBP
Distribution frequency	Quarterly	Quarterly
ISIN	GB00B4K1MN77	GB00B418R656
Bloomberg	CAZDIXA LN	CAZDIXI LN
SEDOL	B4K1MN7	B418R65

Contact information

Schroder Unit Trusts Limited
1 London Wall Place
London
United Kingdom
EC2Y 5AU
Tel: 0800 182 2399
Fax:

For your security, communications may be recorded or monitored.

Z Accumulation GBP | Data as at 31.07.2025

Information relating to changes in fund manager, investment objective, benchmark and corporate action information

On 24.03.2014, the Fund, previously named Cazenove Diversity Income Fund, changed its name to Schroders Multi-Manager Diversity Income Fund. On 12.11.2021 Schroder MM Diversity Income Fund changed its name to Schroder Income Portfolio. Please note that the fund's investment objective, policy and benchmarks were changed on 12 November 2021.

Benchmarks: (If applicable)

Some performance differences between the fund and the benchmark may arise because the fund performance is calculated at a different valuation point from the benchmark. The target benchmark has been selected because it is representative of the type of investments in which the fund is likely to invest, and it is, therefore, an appropriate target in relation to the return that the fund aims to provide. The comparator benchmark has been selected because the investment manager believes that the benchmark is a suitable comparison for performance purposes given the fund's investment objective and policy. The investment manager invests on a discretionary basis and there are no restrictions on the extent to which the fund's portfolio and performance may deviate from the benchmark. The investment manager will invest in companies or sectors not included in the benchmark in order to take advantage of specific investment opportunities.

Source and ratings information

Source of all performance data, unless otherwise stated: Morningstar, bid to bid, net income reinvested, net of fees.

Morningstar Rating: © Morningstar 2025. All Rights Reserved. The information contained herein: (1) is proprietary to Morningstar and/or its content providers; (2) may not be copied or distributed; and (3) is not warranted to be accurate, complete or timely. Neither Morningstar nor its content providers are responsible for any damages or losses arising from any use of this information. Past performance is no guarantee of future results.

Important information

Costs:

Certain costs associated with your investment in the fund may be incurred in a different currency to that of your investment. These costs may increase or decrease as a result of currency and exchange rate fluctuations.

If a performance fee is applicable to this fund, details of the performance fee model and its computation methodology can be found in the fund's prospectus. This includes a description of the performance fee calculation methodology, the dates on which the performance fee is paid and details of how the performance fee is calculated in relation to the fund's performance fee benchmark, which may differ from the benchmark in the fund's investment objective or investment policy.

For further information regarding the costs and charges associated with your investment, please consult the funds' offering documents and annual report.

General:

This document does not constitute an offer to anyone, or a solicitation by anyone, to subscribe for shares of Schroders Investment Solutions Fund Company (the "Company"). Nothing in this document should be construed as advice and is therefore not a recommendation to buy or sell shares. Subscriptions for shares of the Company can only be made on the basis of its latest Key Investor Information Document and prospectus, together with the latest audited annual report (and subsequent unaudited semi-annual report, if published), copies of which can be obtained, free of charge, from Schroder Unit Trusts Limited, 1 London Wall Place, London EC2Y 5AU. Any references to securities, sectors, regions and/or countries are for illustrative purposes only. Schroders has expressed its own views and opinions in this document and these may change. Schroders will be a data controller in respect of your personal data. For information on how Schroders might process your personal data, please view our Privacy Policy available at www.Schroders.com/en/privacy-policy or on request should you not have access to this webpage. Past Performance is not a guide to future performance and may not be repeated. The value of investments and the income from them may go down as well as up and investors may not get back the amounts originally invested. Exchange rate changes may cause the value of any overseas investments to rise or fall. For your security, communications may be taped or monitored. Issued by Schroder Unit Trusts Limited, 1 London Wall Place, London EC2Y 5AU. Registration No 4191730 England. Authorised and regulated by the Financial Conduct Authority.