

Schroders

**Schroder ISF\* Global  
Credit Income**

Wake up and smell  
the opportunity



\*Schroder International Selection Fund is referred to as Schroder ISF  
Marketing material for Singapore investors only

# What makes Global Credit Income such a robust blend?

Wake up and smell the opportunity with this unconstrained, credit-focused global bond fund, blended for a robust, resilient income and total return across different markets.<sup>1</sup>



## Worldwide

A dynamic, unconstrained global portfolio that provides a broad alternative to more narrowly focused investment strategies.



## Income-focused

Awaken your investment capital's potential with a robust 6.5% p.a.\* payout, backed by an average investment-grade credit rating.



## Nimble

A global mix of income winners, brewing diverse, risk-adjusted returns.

Past performance is not an indication of future performance.  
Source: Schroders, 2026.

<sup>1</sup>There is no guarantee against capital loss.

\*This distribution level refers to Schroder ISF Global Credit Income A Distribution USD MF share class.



# Worldwide

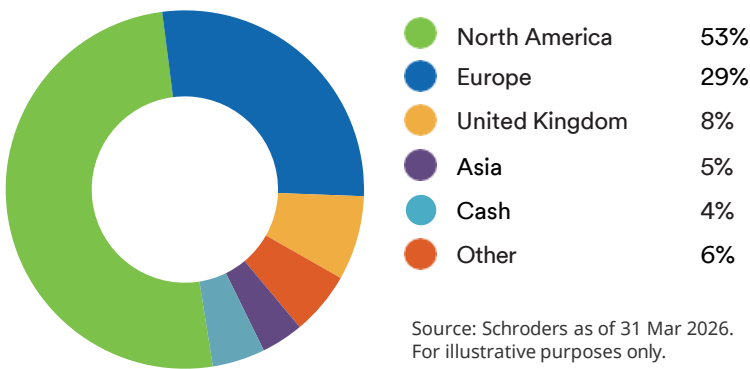
Seize a broader range of opportunities without any regional or sector bias

## Geographical Breakdown

Through a global, flexible credit portfolio, the fund provides exposure to the full corporate bond universe for more potential income opportunities.



## Regional allocation as of 31 Mar 2026



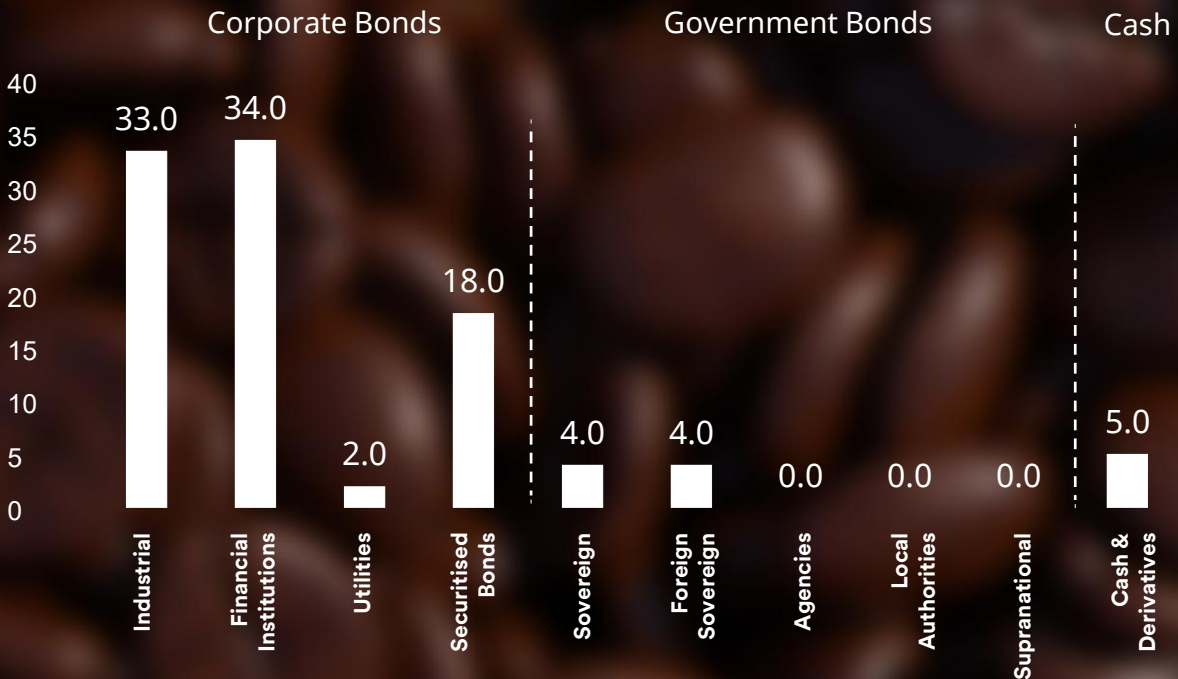
Source: Schroders as of 31 Mar 2026. For illustrative purposes only.



Diversified across

**60+**  
countries

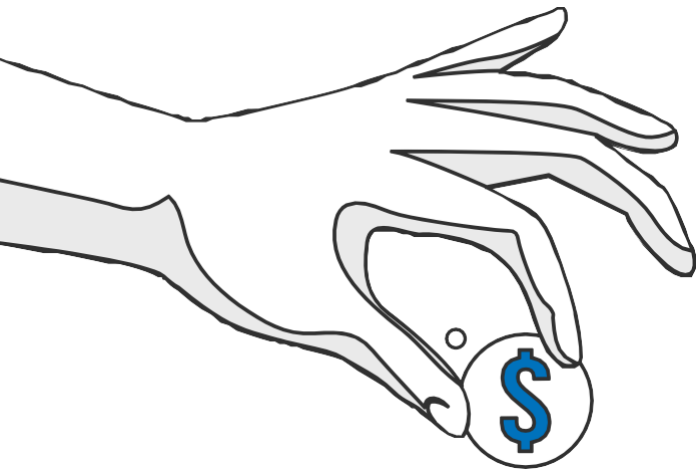
## Sector Breakdown



For illustrative purposes only and should not be viewed as a recommendation to buy or sell. 'Cash & Derivatives' exposure includes cash, cash synthetic, CDS baskets, CDS float (non-active leg on the CDS), forwards, futures, and IRS. Countries with risk exposures < 1% have been excluded. The breakdown charts may not sum to 100%, as unclassified securities have been excluded. The ratings charts may not sum to 100% as forwards, interest rate swaps, unrated securities and CDS float (the non-active leg on the CDS) have been excluded.

# Blended for a Robust Income

The fund's primary target is to deliver sustainable income by investing primarily across the broad and diverse global credit universe, a perfect kickstart to get your money to begin working harder for you.



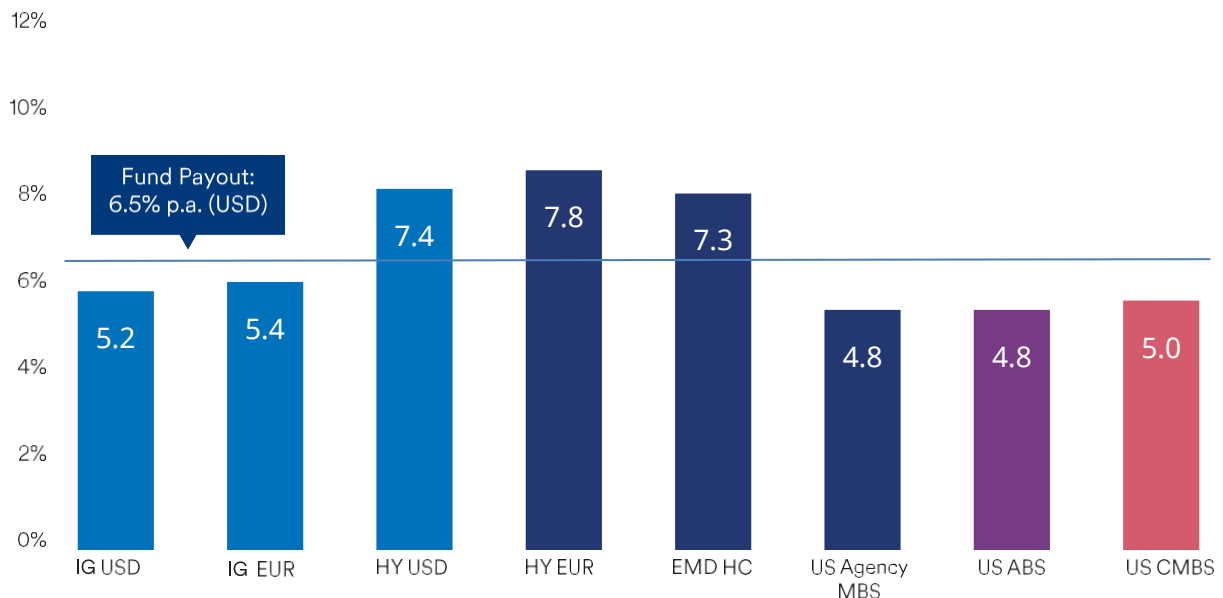
The fund intends to make a fixed payout of

## 6.5%p.a.\*

\*Applicable to A Dis USD class

Distributions of the Schroder ISF Global Credit Income (the "Fund") will be declared on a monthly basis. The distributions are not guaranteed and will be reviewed periodically. In the event of income and realised gains being less than the intended distribution, distributions will be made from capital. Investors should be aware that the distributions may exceed the income and realised gains of the fund at times and lead to a reduction of the amount originally invested depending on the date of initial investment.

### Yield-to-Worst (YTW) of Fixed Income Sectors vs. fund payout



**IG** refers to Investment Grade

**HY** refers to High Yield

**EMD HC** refers to Emerging Markets Debt Hard Currency

**MBS** refers to Mortgage Backed Securities

**ABS** refers to Asset Backed Securities

**CMBS** refers to Commercial Mortgage Backed Securities

Source: Schroders, LSEG Datastream, ICE Data Indices, J.P. Morgan. Credit Suisse Data as at 31 Mar 2026. For illustrative purposes only and does not constitute to any recommendations to invest in the above-mentioned security/ sector/country and are not to be considered a recommendation to buy or sell. The information contained herein: (1) is proprietary to Bloomberg and/or its content providers; (2) may not be copied or distributed; (3) may not be accurate, complete or timely; and (4) has not been checked or verified by Schroders in any way. None of Bloomberg, its content providers or Schroders shall be responsible for any damages or losses arising from any use of the information in any way. Past performance is not a guide to future performance and may not be repeated.

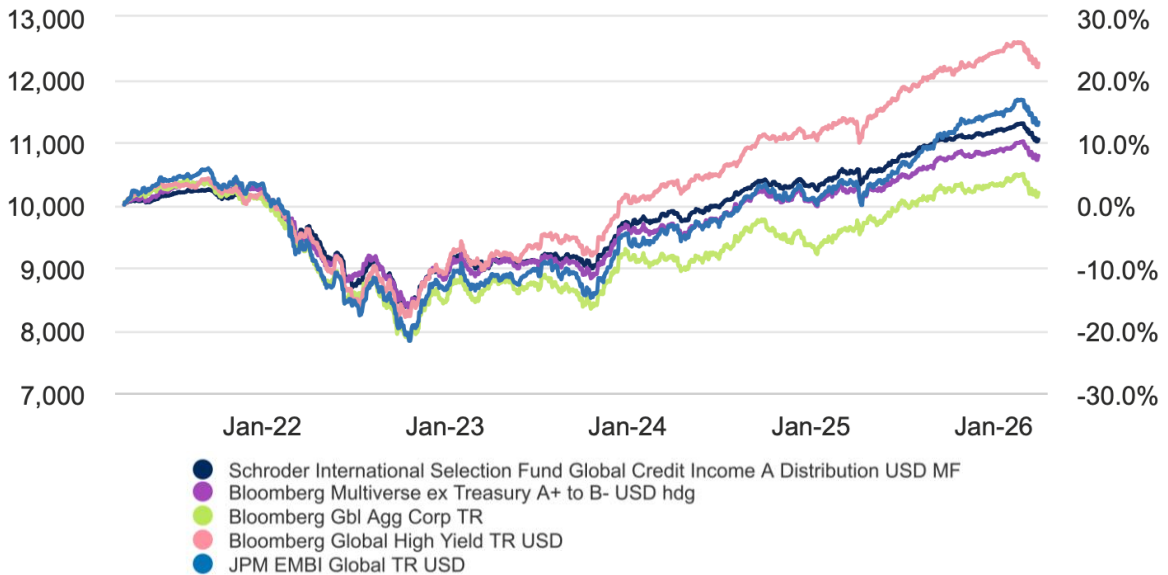


# A Winning, Nimble Blend

The fund is managed with a benchmark unconstrained approach. Enjoy a blend of investments across sectors and regions to capture attractive income opportunities.

We recognise that income seekers can be more sensitive to capital loss. A well-diversified bond portfolio also helps to mitigate downside risks.

## Return of USD 10,000



Performance %	1M	3M	6M	YTD	1Y	3Y p.a.	5Y p.a.	SI p.a.
Fund (bid to bid) <sup>3</sup>	-2.3	-1.1	0.1	-1.1	4.9	6.9	2.0	3.6
Fund (offer to bid)	-5.2	-4.1	-3.0	-4.1	1.7	5.8	1.4	3.3
Comparator 1 <sup>4</sup>	-2.1	-0.6	0.5	-0.6	5.3	5.9	1.5	3.4
Comparator 2 <sup>5</sup>	-2.9	-1.3	-0.5	-1.3	5.9	5.3	0.4	2.6
Comparator 3 <sup>6</sup>	-2.5	-1.3	0.9	-1.3	8.6	10.1	4.2	5.0
Comparator 4 <sup>7</sup>	-3.0	-1.1	1.9	-1.1	9.6	8.6	2.5	3.5

<sup>3</sup>Source: Schroders, Morningstar as at 31 Mar 2026, bid to bid, net income reinvested, net of fees. Returns of more than 1 year are annualised.

The inception date for Schrodter ISF Global Credit Income SGD A Distribution Hedged M: 30 November 2016. For illustrative purposes only and not a recommendation to buy / sell. The value of investments and income from them can go down as well as up and is not guaranteed. Past performance is not a guide to future performance and may not be repeated.

<sup>4</sup>Comparator 1 refers to the Bloomberg Multiverse ex Treasury A+ to B- USD (hedged).

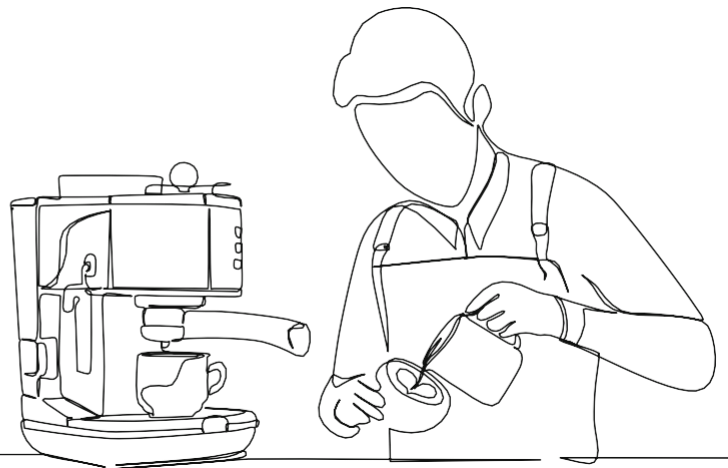
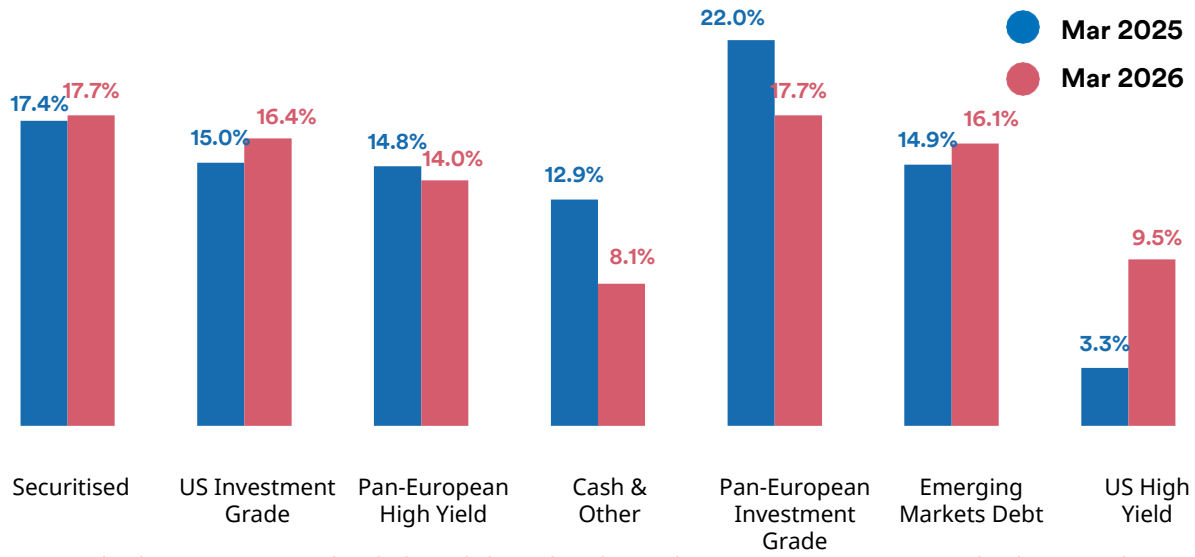
<sup>5</sup>Comparator 2 refers to the Bloomberg Global Aggregate Corporate Total Return Index.

<sup>6</sup>Comparator 3 refers to the Bloomberg Global High Yield Total Return Index (USD).

<sup>7</sup>Comparator 4 refers to the JPMorgan EMBI Global Total Return Index (USD).

The information contained herein: (1) is proprietary to Eikon and/or its content providers; (2) may not be copied or distributed; (3) may not be accurate, complete or timely; and (4) has not been checked or verified by Schroders in any way. None of Eikon, its content providers or Schroders shall be responsible for any damages or losses arising from any use of the information in any way. Past performance is not a guide to future performance and may not be repeated. For illustrative purposes only.

## Flexible asset allocation in practice



## Fund Details

Share Class	USD A Dis MF	AUD-H A Dis MFC	EUR-H A Dis QF	SGD-H A Dis MF	CHF-H A Dis
<b>Investment Objective</b>	The Fund aims to provide income and capital growth by investing in fixed and floating rate securities issued by governments and companies worldwide. The Fund aims to mitigate losses in falling markets. The mitigation of losses cannot be guaranteed.				
<b>Inception Date</b>	30 Nov 2016			12 Apr 2021	
<b>Minimum Subscription Amount</b>	USD1,000 or equivalent				
<b>Subscription Method</b>	Cash	Cash	Cash / SRS	Cash	Cash
<b>Sales Charge</b>	Up to 3.0%				
<b>Management Fees</b>	1.1% per annum				
<b>Dealing Frequency</b>	Daily				
<b>Bloomberg Ticker</b>	SCGCAIU:LX	SCGAIAH:LX	SCGAIEH:LX	SCGAISH:LX	SCGCACI:LX
<b>ISIN Code</b>	LU1514167136	LU1514168969	LU1514168027	LU1514168886	LU2323198106
<b>Comparator Benchmark</b>	Bloomberg Barclays Multiverse ex Treasury A+ to B- USD Hedged				
<b>Fund Size</b>	USD 8.5 billion (as at 31 Mar 2026)				

### Fund Share Class Distribution Payout

Share Class	Payout (p.a.) <sup>1,2</sup>	Frequency
USD A Distribution	6.5%	Monthly
AUD-H A Distribution	6.5%*	Monthly
EUR-H A Distribution	4.5%	Quarterly
SGD-H A Distribution	5.75%	Monthly
CHF-H A Distribution	Variable	Monthly

### Historical Payout<sup>1,2</sup> USD A Dis MF

Year	Payout (p.a.) <sup>1,2</sup>	Frequency
2022	4.8%	Monthly
2023	5.9%	Monthly
2024	6.5%	Monthly
2025	6.5%	Monthly

### 2026 Distribution Calendar USD A Dis MF

Record Date	Payment/Reinvestment Date	Record Date	Payment/Reinvestment Date
28 Jan 2026	05 Feb 2026	29 Jul 2026	06 Aug 2026
25 Feb 2026	05 Mar 2026	26 Aug 2026	04 Sep 2026
25 Mar 2026	02 Apr 2026	23 Sep 2026	02 Oct 2026
29 Apr 2026	13 May 2026	28 Oct 2026	06 Nov 2026
27 May 2025	04 Jun 2026	18 Nov 2026	30 Nov 2026
24 Jun 2026	06 Jul 2026	16 Dec 2026	29 Dec 2026

**Past performance is not indicative of the Fund's future or likely performance. The portfolio yield is not guaranteed and may fluctuate due to market movement.**

\*Monthly fixed distributions of 6.5% with currency carry adjustments. Monthly distribution payouts may include a premium if the interest rate of the currency hedged share class is higher than the Fund's base currency interest rate. Consequently, if the interest rate of the currency hedged share class is lower than the Fund's base currency interest rate, monthly distribution payouts may be discounted. Any premium or discount is determined by differences in interest rates and is not part of the Fund's investment objective or policy. The fund has environmental and/or social characteristics within the meaning of Article 8 Regulation (EU) 2019/2088 on Sustainability related Disclosure in the Financial Services Sector (the SFDR). For information on sustainability-related aspects of this fund please go to [www.schroders.com](http://www.schroders.com).

<sup>1</sup>The annualised payout rate shown is as at the last record date of 25 Mar 2026. For more information on the annualised dividend rate of a single payout and the composition of distribution payments, please refer to [www.schroders.com.sg/distributioninformation](http://www.schroders.com.sg/distributioninformation). For illustrative purposes only and does not constitute to any recommendations to invest in the above-mentioned security/sector/country.

<sup>2</sup>Distributions of the Schroder ISF Global Credit Income (the "Fund") will be declared on a monthly basis. The distributions are not guaranteed and will be reviewed periodically. In the event of income and realised gains being less than the intended distribution, distributions will be made from capital. Investors should be aware that the distributions may exceed the income and realised gains of each fund at times and lead to a reduction of the amount originally invested depending on the date of initial investment.

[schroders.com.sg/gci](https://schroders.com.sg/gci)

## Important Notes

This advertisement has not been reviewed by the Monetary Authority of Singapore.

This is prepared by Schroders for information and general circulation only and the opinions expressed are subject to change without notice. It does not constitute an offer or solicitation to deal in shares of any Schroders fund (each a 'Fund') and does not have regard to the specific investment objectives, financial situation or the particular needs of any specific person who may receive this. Investors may wish to seek advice from a financial adviser before purchasing shares of any Fund. In the event that the investor chooses not to seek advice from a financial adviser, he should consider whether the relevant Fund in question is suitable for him. Past performance of a Fund or the manager, and any economic and market trends or forecast, are not necessarily indicative of the future or likely performance of the Fund or the manager. The value of shares in a Fund, and the income accruing to the shares, if any, from the Fund, may fall as well as rise. Investment in shares of a Fund involves risks, including the possible loss of the principal amount invested. A Fund may from time to time be concurrently offered to institutional and/or accredited investors and certain other persons pursuant to Sections 304 and/or 305 of the Securities and Futures Act 2001 (the 'Relevant Persons'), and in such case, investors should note that certain share classes of such Funds may only be made available to the Relevant Persons and not to retail investors. Retail investors should refer to the Singapore prospectus of the relevant Fund, available from Schroder Investment Management (Singapore) Ltd or its distributors, for the list of share classes of a Fund which are available to retail investors. Investors should read the Singapore prospectus before deciding to subscribe for or purchase shares in any Fund. A Fund may carry a sales charge of up to 5%.

Published: April 2026

**Schroder Investment Management (Singapore) Ltd**  
138 Market Street #23-01 CapitaGreen Singapore 048946  
T: 1800 534 4288  
F: +65 6536 6626  
Reg. No.: 199201080H