

Schroders

Schroder International Selection Fund US Small & Mid-Cap Equity

A1 Accumulation USD | Data as at 04.30.2023

Fund objectives and investment policy

The fund aims to provide capital growth in excess of the Russell 2500 Lagged (Net TR) Index after fees have been deducted over a three to five year period by investing in equities of small and mid-sized US companies.

The Fund has environmental and/or social characteristics (within the meaning of Article 8 SFDR).

The fund maintains a higher overall sustainability score than its sustainability benchmark based on the investment manager's rating system.

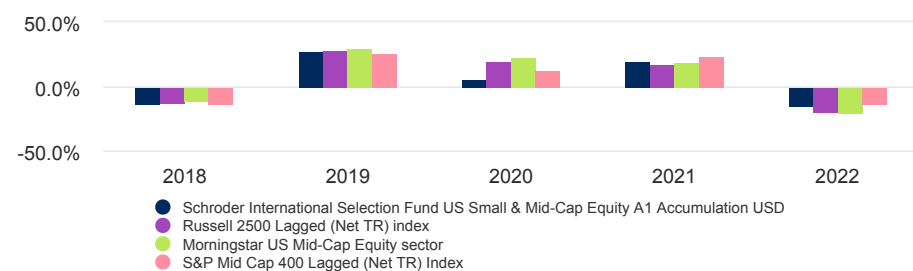
Relevant risks associated with an investment in this fund are shown below and should be carefully considered before making any investment. Past Performance is not a guide to future performance and may not be repeated. The value of investments and the income from them may go down as well as up and investors may not get back the amounts originally invested. Exchange rate changes may cause the value of investments to fall as well as rise. Performance data does not take into account any commissions and costs, if any, charged when units or shares of any fund, as applicable, are issued and redeemed.

Share class performance (%)

| Cumulative performance | 1 month | 3 months | YTD | 1 year | 3 years | 5 years | 10 years |
|------------------------|---------|----------|-----|--------|---------|---------|----------|
| Share class (Net) | -1.4 | -5.0 | 0.7 | -2.8 | 35.0 | 24.4 | 111.9 |
| Target | -0.4 | -6.1 | 0.6 | -7.4 | 39.3 | 30.5 | 123.8 |
| Comparator 1 | -0.9 | -4.8 | 3.5 | -2.7 | 41.3 | 39.7 | 137.0 |
| Comparator 2 | -0.0 | -4.5 | 0.2 | -4.0 | 48.1 | 36.1 | 136.5 |

| 12 month performance | Discrete yearly performance (%) - Apr | | | | | Calendar year performance | | | | |
|----------------------|---------------------------------------|-------|------|-------|------|---------------------------|------|------|------|-------|
| | 2018 | 2019 | 2020 | 2021 | 2022 | 2018 | 2019 | 2020 | 2021 | 2022 |
| | 2019 | 2020 | 2021 | 2022 | 2023 | | | | | |
| Share class (Net) | 4.5 | -11.9 | 52.9 | -9.1 | -2.8 | -13.3 | 27.4 | 5.6 | 20.1 | -14.4 |
| Target | 6.7 | -12.2 | 68.3 | -10.6 | -7.4 | -11.8 | 28.0 | 19.9 | 17.8 | -18.5 |
| Comparator 1 | 8.6 | -8.9 | 62.9 | -10.8 | -2.7 | -10.8 | 29.9 | 22.4 | 19.4 | -20.4 |
| Comparator 2 | 5.5 | -12.9 | 64.3 | -6.1 | -4.0 | -12.9 | 26.7 | 13.0 | 24.4 | -13.0 |

Performance over 5 years (%)



Ratings and accreditation



Please refer to the Source and ratings information section for details on the icons shown above.

Fund facts

| | |
|-------------------------|--|
| Fund manager | Robert Kaynor |
| Managed fund since | 01.10.2018 |
| Fund management company | Schroder Investment Management (Europe) S.A. |
| Domicile | Luxembourg |
| Fund launch date | 12.10.2004 |
| Share class launch date | 12.10.2004 |
| Fund base currency | USD |
| Share class currency | USD |
| Fund size (Million) | USD 697.96 |
| Number of holdings | 94 |
| Target | Russell 2500 Lagged (Net TR) index |
| Comparator 1 | Morningstar US Mid-Cap Equity sector |
| Comparator 2 | S&P Mid Cap 400 Lagged (Net TR) Index |
| Unit NAV | USD 366.7866 |
| Dealing frequency | Daily |
| Distribution frequency | No Distribution |

Fees & expenses

| | |
|-----------------------|--------|
| Entry charge up to | 4.00% |
| Annual management fee | 1.500% |
| Ongoing charge | 2.33% |
| Redemption fee | 0.00% |

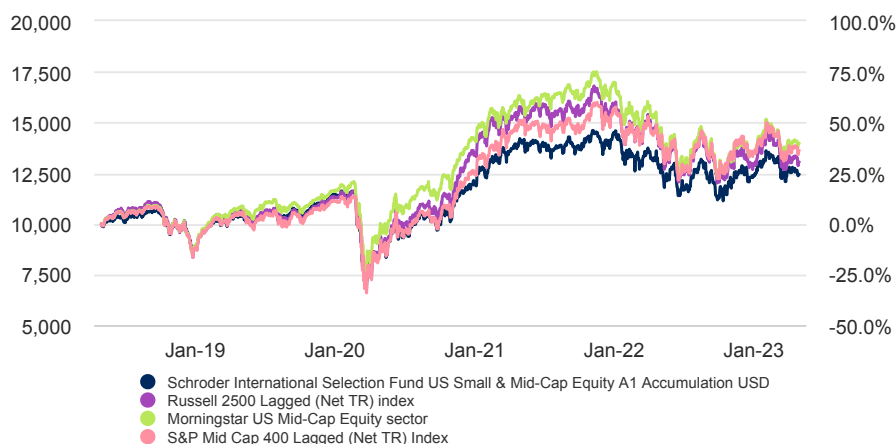
Purchase details

| | |
|------------------------------|--|
| Minimum initial subscription | USD 1,000 ; EUR 1,000 or their near equivalent in any other freely convertible currency. |
|------------------------------|--|

Codes

| | |
|--------------|------------------|
| ISIN | LU0205193989 |
| CUSIP | L8145V347 |
| Bloomberg | SCHUMA1 LX |
| SEDOL | B040T42 |
| Reuters code | LU0205193989.LUF |

5 year return of USD 10,000



The chart is for illustrative purposes only and does not reflect an actual return on any investment.

Returns are calculated bid to bid (which means performance does not include the effect of any initial charges), net income reinvested, net of fees.

Risk considerations

Concentration risk: The fund may be concentrated in a limited number of geographical regions, industry sectors, markets and/or individual positions. This may result in large changes in the value of the fund, both up or down.

Counterparty risk: The fund may have contractual agreements with counterparties. If a counterparty is unable to fulfil their obligations, the sum that they owe to the fund may be lost in part or in whole.

Currency risk: The fund may lose value as a result of movements in foreign exchange rates.

Derivatives risk: Derivatives may be used to manage the portfolio efficiently. A derivative may not perform as expected, may create losses greater than the cost of the derivative and may result in losses to the fund.

Higher volatility risk: The price of this fund may be volatile as it may take higher risks in search of higher rewards.

IBOR risk: The transition of the financial markets away from the use of interbank offered rates (IBORs) to alternative reference rates may impact the valuation of certain holdings and disrupt liquidity in certain instruments. This may impact the investment performance of the fund.

Liquidity risk: In difficult market conditions, the fund may not be able to sell a security for full value or at all. This could affect performance and could cause the fund to defer or suspend redemptions of its shares.

Market risk: The value of investments can go up and down and an investor may not get back the amount initially invested.

Operational risk: Operational processes, including those related to the safekeeping of assets, may fail. This may result in losses to the fund.

Performance risk: Investment objectives express an intended result but there is no guarantee that such a result will be achieved. Depending on market conditions and the macro economic environment, investment objectives may become more difficult to achieve.

Smaller companies risk: Smaller companies generally carry greater liquidity risk than larger companies, and they may also fluctuate in value to a greater extent.

Sustainability risk: The fund has the objective of sustainable investment. This means it may have limited exposure to some companies, industries or sectors and may forego certain investment opportunities, or dispose of certain holdings, that do not align with its sustainability criteria chosen by the investment manager. The fund may invest in companies that do not reflect the beliefs and values of any particular investor.

Synthetic risk & reward indicator (SRR)

LOWER RISK Potentially lower reward

HIGHER RISK Potentially higher reward



The risk category was calculated using historical performance data and may not be a reliable indicator of the fund's future risk profile. The fund's risk category is not guaranteed to remain fixed. Please see the Key Investor Information Document for more information.

Risk statistics & financial ratios

| | Fund | Target |
|-------------------------------------|------|--------|
| Annual volatility (%) (3y) | 17.4 | 19.6 |
| Alpha (%) (3y) | 0.3 | - |
| Beta (3y) | 0.8 | - |
| Sharpe ratio (3y) | 0.6 | 0.6 |
| Information ratio (3y) | -0.2 | - |
| Dividend Yield (%) | 1.2 | - |
| Price to book | 2.6 | - |
| Price to earnings | 20.2 | - |
| Predicted Tracking error (%) | 4.9 | - |

Source: Morningstar, and Schroders for the Predicted tracking error. The above ratios are based on bid to bid price based performance data. These financial ratios refer to the average of the equity holdings contained in the fund's portfolio and in the benchmark (if mentioned) respectively.

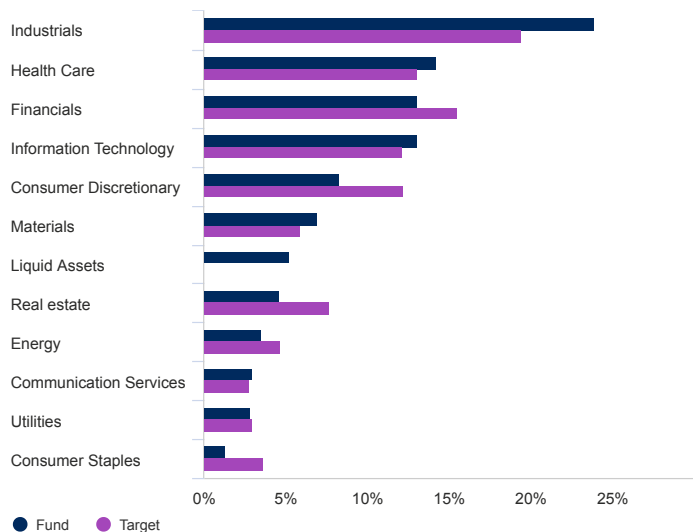
Schroders

Schroder International Selection Fund US Small & Mid-Cap Equity

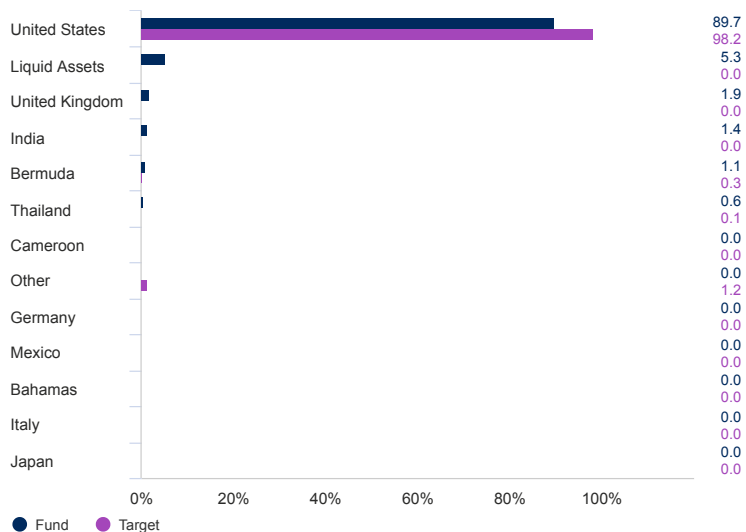
A1 Accumulation USD | Data as at 04.30.2023

Asset allocation

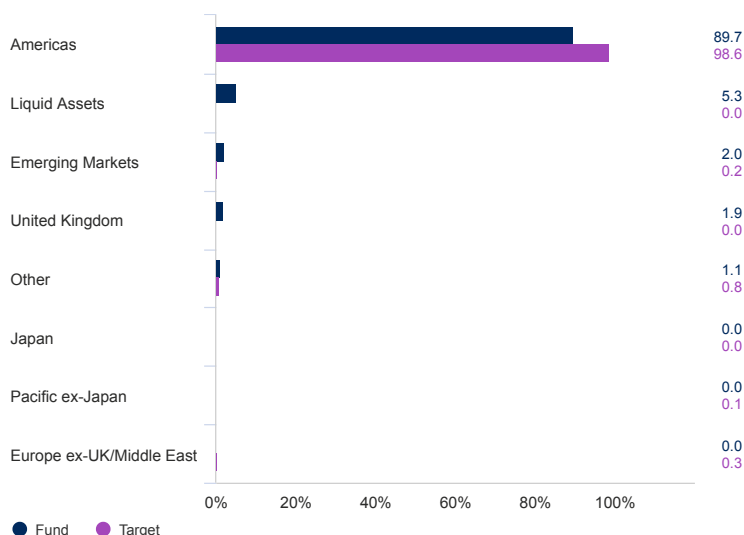
Sector (%)



Geographical breakdown (%)



Region (%)



Top 10 holdings (%)

| Holding name | % |
|------------------------|-----|
| Masimo Corp | 2.6 |
| Rentokil Initial PLC | 1.9 |
| Berry Global Group Inc | 1.8 |
| Assurant Inc | 1.7 |
| Hexcel Corp | 1.7 |
| IDEX Corp | 1.6 |
| Balchem Corp | 1.6 |
| Dolby Laboratories Inc | 1.6 |
| Encompass Health Corp | 1.6 |
| Churchill Downs Inc | 1.6 |

Source: Schroders. Top holdings and asset allocation are at fund level.

Contact information

Schroder Investment Management (Europe) S.A.
 5, rue Höhenhof
 Sennigerberg
 Luxembourg
 L-1736
 Tel: +352 341 342 202
 Fax: +352 341 342 342

For your security, communications may be taped or monitored.

Information relating to changes in fund manager, investment objective, benchmark and corporate action information

Some performance differences between the fund and the benchmark may arise because the fund performance is calculated at a different valuation point from the benchmark. The fund's performance should be assessed against its target benchmark being to exceed the Russell 2500 Lagged (Net TR) index and compared against the Morningstar US MidCap Equity Category and the S&P Mid Cap 400 Lagged (Net TR) Index. The fund's investment universe is expected to overlap materially with the components of the target benchmark and the S&P Mid Cap 400 Lagged (Net TR) Index. The comparator benchmarks are only included for performance comparison purposes and does not have any bearing on how the investment manager invests the fund's assets. The investment manager invests on a discretionary basis and there are no restrictions on the extent to which the Fund's portfolio and performance may deviate from the target benchmark or the S&P Mid Cap 400 Lagged (Net TR) Index. The Investment Manager will invest in companies or sectors not included in the target benchmark or the S&P Mid Cap 400 Lagged (Net TR) Index in order to take advantage of specific investment opportunities. The target benchmark has been selected because it is representative of the type of investments in which the fund is likely to invest and it is, therefore, an appropriate target in relation to the return that the fund aims to provide. The comparator benchmarks have been selected because the investment manager believes that each benchmark is a suitable comparison for performance purposes given the fund's investment objective and policy. The benchmark(s) does/do not take into account the environmental and social characteristics or sustainable objective (as relevant) of the fund.

Benchmarks:

The investment manager invests on a discretionary basis and there are no restrictions on the extent to which the fund's portfolio and performance may deviate from the benchmark. The investment manager will invest in companies or sectors not included in the benchmark in order to take advantage of specific investment opportunities.

Benchmark names in this document may be abbreviated. Please refer to the funds' legal documents for the full benchmark name.

Source and ratings information

Source of all performance data, unless otherwise stated: Morningstar, bid to bid, net income reinvested, net of fees.

Morningstar Rating:© Morningstar 2023. All Rights Reserved. The information contained herein: (1) is proprietary to Morningstar and/or its content providers; (2) may not be copied or distributed; and (3) is not warranted to be accurate, complete or timely. Neither Morningstar nor its content providers are responsible for any damages or losses arising from any use of this information. Past performance is no guarantee of future results.

Important information

Costs

Certain costs associated with your investment in the fund may be incurred in a different currency to that of your investment. These costs may increase or decrease as a result of currency and exchange rate fluctuations.

If a performance fee is applicable to this fund, details of the performance fee model and its computation methodology can be found in the fund's prospectus. This includes a description of the performance fee calculation methodology, the dates on which the performance fee is paid and details of how the performance fee is calculated in relation to the fund's performance fee benchmark, which may differ from the benchmark in the fund's investment objective or investment policy.

For further information regarding the costs and charges associated with your investment, please consult the funds' offering documents and annual report.

General

The fund has environmental and/or social characteristics within the meaning of Article 8 of Regulation (EU) 2019/2088 on Sustainability-related Disclosures in the Financial Services Sector (the "SFDR"). For information on sustainability-related aspects of this fund please go to www.Schroders.com

This document does not constitute an offer to anyone, or a solicitation by anyone, to subscribe for shares of Schroder International Selection Fund (the "Company"). Nothing in this document should be construed as advice and is therefore not a recommendation to buy or sell shares. Subscriptions for shares of the Company can only be made on the basis of its latest Key Information Document and Prospectus together with the latest audited annual report (and subsequent unaudited semi-annual report, if published), copies of which can be obtained, free of charge, from Schroder Investment Management (Europe) S.A. These documents are available in English, French and German. Investment in the Company may not be suitable for all investors. Investors with any doubts as regards suitability should contact their independent investment advisers. An investment in the Company entails risks, which are fully described in the prospectus. Schroders has expressed its own views and opinions in this document and these may change. This document is issued by Schroder Investment Management (Europe) S.A., 5, rue Höhenhof, L-1736 Senningerberg, Luxembourg.R.C.S. Luxembourg: B 37.799. Schroders will be a data controller in respect of your personal data. For information on how Schroders might process your personal data, please view our Privacy Policy available at www.Schroders.com/en/privacy-policy or on request should you not have access to this webpage. Third party data is owned or licensed by the data provider and may not be reproduced or extracted and used for any other purpose without the data provider's consent. Third party data is provided without any warranties of any kind. The data provider and issuer of the document shall have no liability in connection with the third party data. The Prospectus and/or www.Schroders.com contains additional disclaimers which apply to the third party data.

The Shares have not been and will not be registered under the United States Securities Act of 1933, as amended ("the 1933 Act") or the securities laws of any of the states of the United States. The Shares may not be offered, sold or delivered directly or indirectly in the United States or to or for the account or benefit of any "US Person".

Morningstar Rating:© Morningstar 2023. All Rights Reserved. The information contained herein: (1) is proprietary to Morningstar and/or its content providers; (2) may not be copied or distributed; and (3) is not warranted to be accurate, complete or timely. Neither Morningstar nor its content providers are responsible for any damages or losses arising from any use of this information. Past performance is no guarantee of future results.