

# Schroders Schroder International Selection Fund Global Target Return

A Accumulation USD | Data as at 04.30.2023

## Fund objectives and investment policy

The fund aims to provide capital growth and income of ICE BofA 3 Month US Treasury Bill Index plus 5% per annum before fees have been deducted\* over rolling three year periods by investing in a broad range of asset classes worldwide. There is no guarantee that the objective will be achieved and your capital is at risk.\*For the target return after fees for each share class please visit the Schroder website: <https://www.schroders.com/en/lu/private-investor/investing-with-us/after-fees-performance-targets/>

The Fund has environmental and/or social characteristics (within the meaning of Article 8 SFDR).

The fund maintains a higher overall sustainability score than its sustainability benchmark based on the investment manager's rating system.

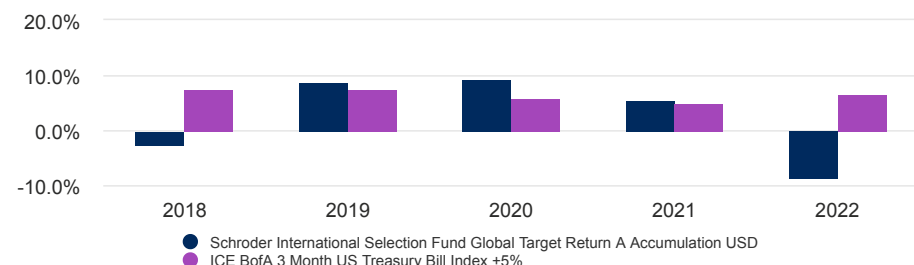
**Relevant risks associated with an investment in this fund are shown below and should be carefully considered before making any investment. Past Performance is not a guide to future performance and may not be repeated. The value of investments and the income from them may go down as well as up and investors may not get back the amounts originally invested. Exchange rate changes may cause the value of investments to fall as well as rise. Performance data does not take into account any commissions and costs, if any, charged when units or shares of any fund, as applicable, are issued and redeemed.**

## Share class performance (%)

Cumulative performance	1 month	3 months	YTD	1 year	3 years	5 years	Since inception
Share class (Net)	0.3	-0.2	3.0	2.1	11.9	14.9	22.6
Target	0.7	2.3	3.0	8.0	19.4	37.7	50.4

12 month performance	Discrete yearly performance (%) - Apr					Calendar year performance				
	2018	2019	2020	2021	2022	2018	2019	2020	2021	2022
	2019	2020	2021	2022	2023					
Share class (Net)	2.5	0.1	16.8	-6.1	2.1	-2.4	9.0	9.4	5.5	-8.7
Target	7.7	7.1	5.3	5.1	8.0	7.5	7.5	5.7	5.1	6.5

## Performance over 5 years (%)



## Ratings and accreditation



Please refer to the Source and ratings information section for details on the icons shown above.

## Fund facts

Fund manager	Simon Doyle
Managed fund since	12.07.2016
Fund management company	Schroder Investment Management (Europe) S.A.
Domicile	Luxembourg
Fund launch date	12.07.2016
Share class launch date	12.07.2016
Fund base currency	USD
Share class currency	USD
Fund size (Million)	USD 301.55
Target	ICE BofA 3 Month US Treasury Bill Index +5%
Unit NAV	USD 122.6121
Dealing frequency	Daily
Distribution frequency	No Distribution

## Fees & expenses

Entry charge up to	4.00%
Annual management fee	1.250%
Ongoing charge	1.60%
Redemption fee	0.00%

## Purchase details

Minimum initial subscription	USD 1,000 ; EUR 1,000 or their near equivalent in any other freely convertible currency.
------------------------------	--

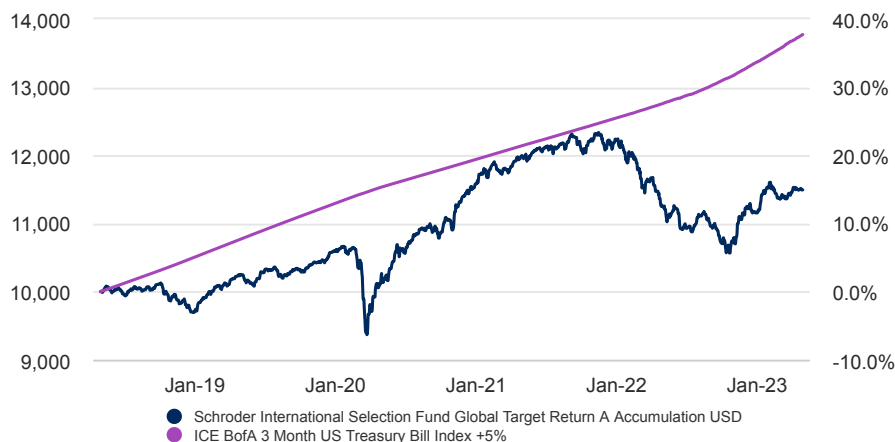
## Codes

ISIN	LU1516354237
CUSIP	L81465871
Bloomberg	SCHGTRA LX
SEDOL	BYWL752
Reuters code	LU1516354237.LUF

# Schroders Schroder International Selection Fund Global Target Return

A Accumulation USD | Data as at 04.30.2023

## 5 year return of USD 10,000



The chart is for illustrative purposes only and does not reflect an actual return on any investment.

Returns are calculated bid to bid (which means performance does not include the effect of any initial charges), net income reinvested, net of fees.

## Risk considerations

**ABS and MBS risk:** The fund may invest in mortgage or asset-backed securities. The underlying borrowers of these securities may not be able to pay back the full amount that they owe, which may result in losses to the fund.

**Counterparty risk:** The fund may have contractual agreements with counterparties. If a counterparty is unable to fulfil their obligations, the sum that they owe to the fund may be lost in part or in whole.

**Credit risk:** A decline in the financial health of an issuer could cause the value of its bonds to fall or become worthless.

**Currency risk:** The fund may lose value as a result of movements in foreign exchange rates.

**Derivatives risk:** Derivatives may be used to manage the portfolio efficiently. The fund may also materially invest in derivatives including using short selling and leverage techniques with the aim of making a return. A derivative may not perform as expected, may create losses greater than the cost of the derivative and may result in losses to the fund.

**Emerging markets & frontier risk:** Emerging markets, and especially frontier markets, generally carry greater political, legal, counterparty, operational and liquidity risk than developed markets.

**High yield bond risk:** High yield bonds (normally lower rated or unrated) generally carry greater market, credit and liquidity risk.

**IBOR risk:** The transition of the financial markets away from the use of interbank offered rates (IBORs) to alternative reference rates may impact the valuation of certain holdings and disrupt liquidity in certain instruments. This may impact the investment performance of the fund.

**Investments in other collective investment schemes:** The fund will invest mainly in other collective investment schemes.

**Liquidity risk:** In difficult market conditions, the fund may not be able to sell a security for full value or at all. This could affect performance and could cause the fund to defer or suspend redemptions of its shares.

**Market risk:** The value of investments can go up and down and an investor may not get back the amount initially invested.

**No capital guarantee risk:** Positive returns are not guaranteed and no form of capital protection applies

**Operational risk:** Operational processes, including those related to the safekeeping of assets, may fail. This may result in losses to the fund.

**Performance risk:** Investment objectives express an intended result but there is no guarantee that such a result will be achieved. Depending on market conditions and the macro economic environment, investment objectives may become more difficult to achieve.

**Sustainability risk:** The fund has the objective of sustainable investment. This means it may have limited exposure to some companies, industries or sectors and may forego certain investment opportunities, or dispose of certain holdings, that do not align with its sustainability criteria chosen by the investment manager. The fund may invest in companies that do not reflect the beliefs and values of any particular investor.

## Synthetic risk & reward indicator (SRII)

**LOWER RISK** Potentially lower reward

**HIGHER RISK** Potentially higher reward



The risk category was calculated using historical performance data and may not be a reliable indicator of the fund's future risk profile. The fund's risk category is not guaranteed to remain fixed. Please see the Key Investor Information Document for more information.

## Risk statistics & financial ratios

	Fund	Target
<b>Annual volatility (%) (3y)</b>	6.0	0.5

Source: Morningstar. The above ratios are based on bid to bid price based performance data.

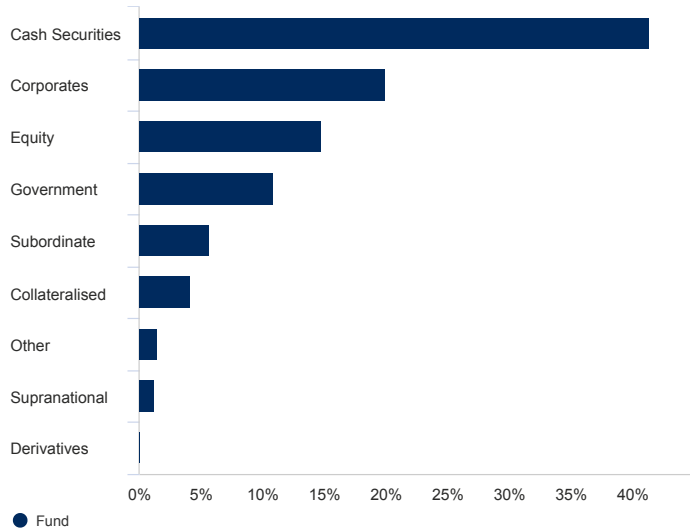
# Schroders

## Schroder International Selection Fund Global Target Return

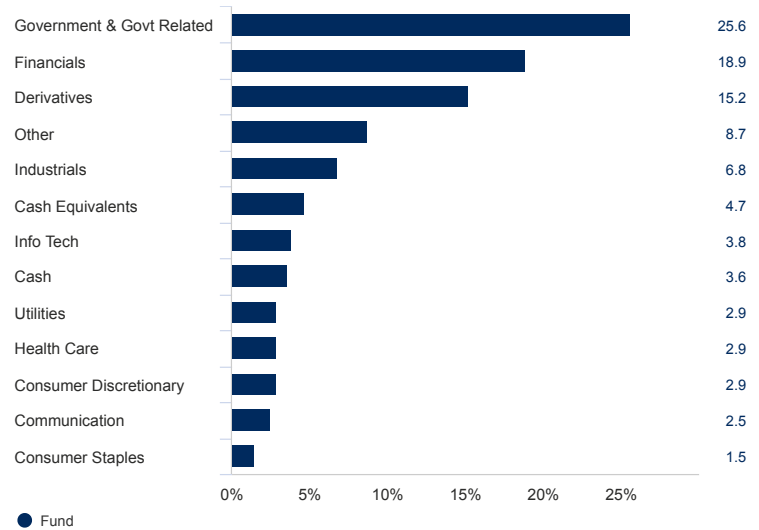
A Accumulation USD | Data as at 04.30.2023

### Asset allocation

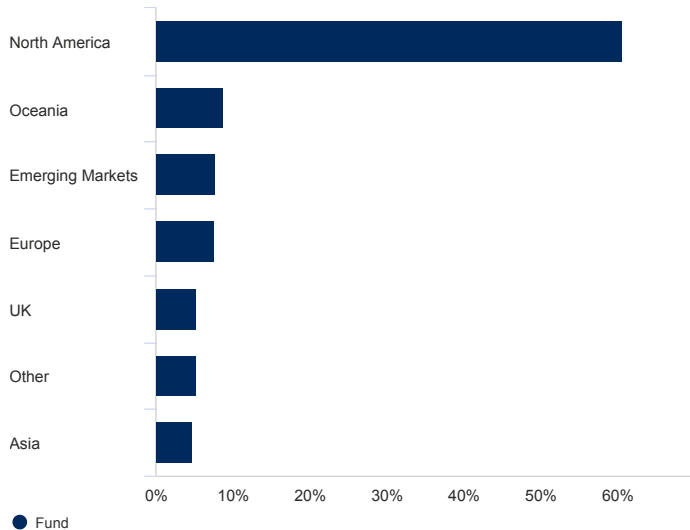
#### Asset class (%)



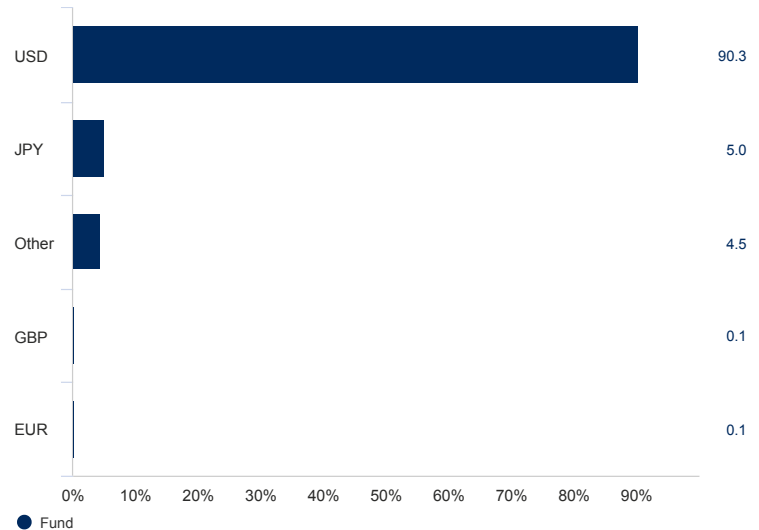
#### Sector (%)



#### Region (%)



#### Currency (%)



#### Top 10 holdings (%)

Holding name	%
TREASURY NOTE 4.0 29-FEB-2028	2.2
TREASURY NOTE 4.0 28-FEB-2030	1.5
WI TREASURY NOTE 4.625 15-MAR-2026	1.3
MICROSOFT CORP	1.0
TREASURY BOND 3.25 15-MAY-2042	0.8
ALPHABET INC CLASS A A	0.7
APPLE INC	0.6
NATIONAL AUSTRALIA BANK LTD 5.8061 09-MAR-2033 (SUB)	0.5
NETWORK FINANCE COMPANY PTY LTD 2.579 03-OCT-2028 (SECURED)	0.5
NRW BANK 0.7 22-MAY-2023 (SENIOR)	0.4

Source: Schroders. Top holdings and asset allocation are at fund level.

# Schroders

## Schroder International Selection Fund Global Target Return

A Accumulation USD | Data as at 04.30.2023

### Share class available

	A Accumulation USD	A MF Distribution USD
<b>Distribution frequency</b>	No Distribution	Monthly
<b>ISIN</b>	LU1516354237	LU1751208403
<b>Bloomberg</b>	SCHGTRA LX	SCHGAUI LX
<b>SEDOL</b>	BYWL752	BYWFBF2

### Contact information

Schroder Investment Management (Europe) S.A.  
5, rue Höhenhof  
Sennigerberg  
Luxembourg  
L-1736  
Tel: +352 341 342 202  
Fax: +352 341 342 342

For your security, communications may be taped or monitored.

### Information relating to changes in fund manager, investment objective, benchmark and corporate action information

On 01.05.2021 the ICE BofA 3 Month US Treasury Bill Index +5% replaced the 3-month USD LIBOR +5%. Some performance differences between the fund and the benchmark may arise because the fund performance is calculated at a different valuation point from the benchmark. The full track record of the previous index has been kept and chain linked to the new one. The fund's performance should be assessed against its target benchmark, being to achieve a return of ICE BofA 3 Month US Treasury Bill index plus 5% before fees have been deducted. The investment manager invests on a discretionary basis and is not limited to investing in accordance with the composition of the benchmark. The target benchmark has been selected because the target return of the fund is to deliver or exceed the return of that benchmark as stated in the investment objective. The benchmark(s) does/do not take into account the environmental and social characteristics or sustainable objective (as relevant) of the fund.

#### Benchmarks:

The investment manager invests on a discretionary basis and there are no restrictions on the extent to which the fund's portfolio and performance may deviate from the benchmark. The investment manager will invest in companies or sectors not included in the benchmark in order to take advantage of specific investment opportunities.

Benchmark names in this document may be abbreviated. Please refer to the funds' legal documents for the full benchmark name.

### Source and ratings information

Source of all performance data, unless otherwise stated: Morningstar, bid to bid, net income reinvested, net of fees.

**Morningstar Rating:** © Morningstar 2023. All Rights Reserved. The information contained herein: (1) is proprietary to Morningstar and/or its content providers; (2) may not be copied or distributed; and (3) is not warranted to be accurate, complete or timely. Neither Morningstar nor its content providers are responsible for any damages or losses arising from any use of this information. Past performance is no guarantee of future results.

## Important information

---

### Costs

Certain costs associated with your investment in the fund may be incurred in a different currency to that of your investment. These costs may increase or decrease as a result of currency and exchange rate fluctuations.

If a performance fee is applicable to this fund, details of the performance fee model and its computation methodology can be found in the fund's prospectus. This includes a description of the performance fee calculation methodology, the dates on which the performance fee is paid and details of how the performance fee is calculated in relation to the fund's performance fee benchmark, which may differ from the benchmark in the fund's investment objective or investment policy.

For further information regarding the costs and charges associated with your investment, please consult the funds' offering documents and annual report.

### General

The fund has environmental and/or social characteristics within the meaning of Article 8 of Regulation (EU) 2019/2088 on Sustainability-related Disclosures in the Financial Services Sector (the "SFDR"). For information on sustainability-related aspects of this fund please go to [www.Schroders.com](http://www.Schroders.com)

This document does not constitute an offer to anyone, or a solicitation by anyone, to subscribe for shares of Schroder International Selection Fund (the "Company"). Nothing in this document should be construed as advice and is therefore not a recommendation to buy or sell shares. Subscriptions for shares of the Company can only be made on the basis of its latest Key Information Document and Prospectus together with the latest audited annual report (and subsequent unaudited semi-annual report, if published), copies of which can be obtained, free of charge, from Schroder Investment Management (Europe) S.A. These documents are available in English, French and German. Investment in the Company may not be suitable for all investors. Investors with any doubts as regards suitability should contact their independent investment advisers. An investment in the Company entails risks, which are fully described in the prospectus. Schroders has expressed its own views and opinions in this document and these may change. This document is issued by Schroder Investment Management (Europe) S.A., 5, rue Höhenhof, L-1736 Senningerberg, Luxembourg.R.C.S. Luxembourg: B 37.799. Schroders will be a data controller in respect of your personal data. For information on how Schroders might process your personal data, please view our Privacy Policy available at [www.Schroders.com/en/privacy-policy](http://www.Schroders.com/en/privacy-policy) or on request should you not have access to this webpage. Third party data is owned or licensed by the data provider and may not be reproduced or extracted and used for any other purpose without the data provider's consent. Third party data is provided without any warranties of any kind. The data provider and issuer of the document shall have no liability in connection with the third party data. The Prospectus and/or [www.Schroders.com](http://www.Schroders.com) contains additional disclaimers which apply to the third party data.

The Shares have not been and will not be registered under the United States Securities Act of 1933, as amended ("the 1933 Act") or the securities laws of any of the states of the United States. The Shares may not be offered, sold or delivered directly or indirectly in the United States or to or for the account or benefit of any "US Person".

**Morningstar Rating:**© Morningstar 2023. All Rights Reserved. The information contained herein: (1) is proprietary to Morningstar and/or its content providers; (2) may not be copied or distributed; and (3) is not warranted to be accurate, complete or timely. Neither Morningstar nor its content providers are responsible for any damages or losses arising from any use of this information. Past performance is no guarantee of future results.