

# Schroders Schroder International Selection Fund Global Target Return

A Accumulation USD | Data as at 31.05.2026

## Important Information

The fund invests directly and indirectly (through open-ended investment fund and derivatives) in equities and equities related securities, fixed and floating rate securities and other asset classes worldwide.

- The fund is exposed to general investment risk. Investors may be subject to loss and there is no guarantee of the repayment of principal.
  - The fund's investment in equity securities is subject to equity investment risk.
  - The fund may invest in other investment funds which have liquidity risk and additional cost involved. There is no guarantee that the investment objective and strategy can be successfully achieved.
  - The fund invests in debt securities which may be subject to credit and counterparty risk, interest rate risks and credit ratings risk, etc.
  - Investment in sovereign debt obligations may expose the fund to political, social and economic risks. The fund may suffer significant losses upon defaults by government entities.
  - The fund may use derivatives to meet its investment objective. Derivatives exposure may involve higher credit risk and counterparty risk, liquidity risk and valuation risk. In adverse situations, the use of hedging instruments may become ineffective in hedging and the fund may suffer significant losses.
  - For distribution share classes/units, the distribution rate is not guaranteed. Distribution yield is not indicative of the return of the fund. Distributions may be paid out of the capital of the fund at the Manager's discretion. This amounts to a return or withdrawal of part of the amount you originally invested or capital gains attributable to that and may result in an immediate decrease in the net asset value per share or decrease in the value of units of the relevant Distribution Units.
- You should not make any investment decision solely based on this document. Please read the relevant offering document carefully for further fund details including risk factors.

## Investment Objectives

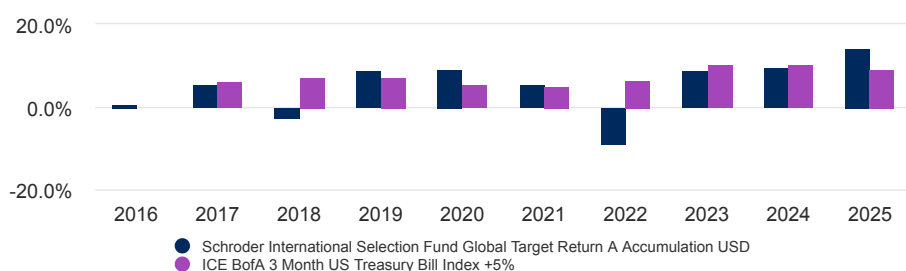
The Fund aims to provide capital growth and income of ICE BofA 3 Month US Treasury Bill index plus 5% per annum before fees have been deducted over rolling three year periods by investing in a broad range of asset classes worldwide. There is no guarantee that the objective will be attained and your capital is at risk.

## Share class performance (Cumulative)

Performance (%)	1 month	3 months	6 months	YTD	1 year	3 years	5 years	Since inception
<b>Fund</b>	1.3	1.2	6.4	5.0	16.8	39.3	32.9	70.9
<b>Target</b>	0.7	2.1	4.3	3.5	9.1	32.9	51.3	101.5

Annual Performance (%)	2021	2022	2023	2024	2025
<b>Fund</b>	5.5	-8.7	9.0	9.6	14.5
<b>Target</b>	5.1	6.5	10.3	10.5	9.4

## Performance over 10 years (%)



Source: Morningstar, NAV to NAV, net income reinvested, net of fees, based on Schroder International Selection Fund Global Target Return A Accumulation USD Units, USD. Some performance differences between the fund and the benchmark may arise as the benchmark returns are not adjusted for non-dealing days of the fund. Schroder International Selection Fund is referred to as Schroder ISF. The Fund size quoted includes all classes of the Fund. Investment involves risks. Price of units may go down as well as up. Past performance is not indicative of future performance. Please refer to the relevant offering documents for fund details including risk factors. This material is issued by Schroder Investment Management (Hong Kong) Limited and has not been reviewed by the SFC. Performance is calculated from the share class's since launch date (07.12.2016). The names of the target and comparator(s) benchmarks may be displayed in abbreviation format, please refer to the Benchmark and corporate action information section for the full benchmark names.

## Fund literature



Download the offering documents and investor notice here

## Ratings and accreditation



Please refer to the Source and ratings information section for details on the icons shown above.

## Fund facts

<b>Fund manager</b>	Simon Stevenson Adam Kibble
<b>Fund launch date</b>	07.12.2016
<b>Fund base currency</b>	USD
<b>Fund size (Million)</b>	USD 1,741.69
<b>Target</b>	ICE BofA 3 Month US Treasury Bill Index +5%
<b>Unit NAV</b>	USD 170.9090
<b>Hi/Lo (past 12 mths)</b>	USD 170.9090 / USD 146.3453
<b>Annualized Return (3Y)</b>	11.69%

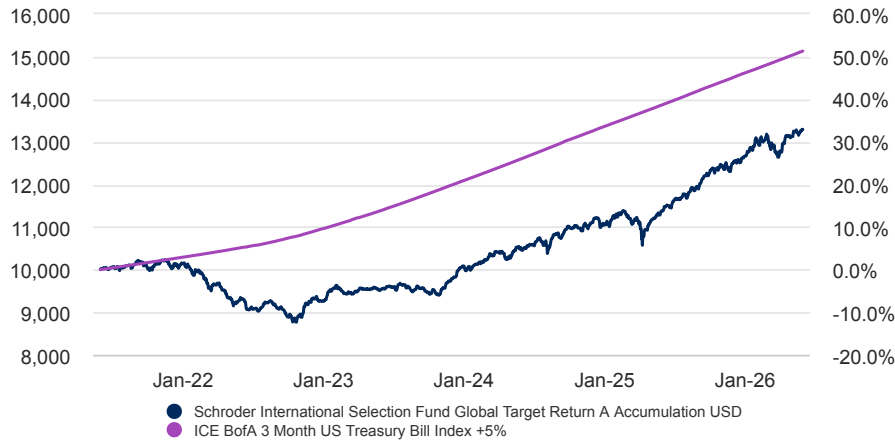
## Fees & expenses

<b>Initial charge up to</b>	4.00%
<b>Annual management fee</b>	1.250%
<b>Redemption fee</b>	0.00%

# Schroders Schroder International Selection Fund Global Target Return

A Accumulation USD | Data as at 31.05.2026

## Return of USD 10,000



## Codes

ISIN LU1516354237  
Bloomberg SCHGTRA LX

## Risk statistics & financial ratios

	Fund	Target
Annual volatility (%) (3y)	5.3	0.2

Source: Morningstar. The above ratios are based on NAV to NAV price based performance data.

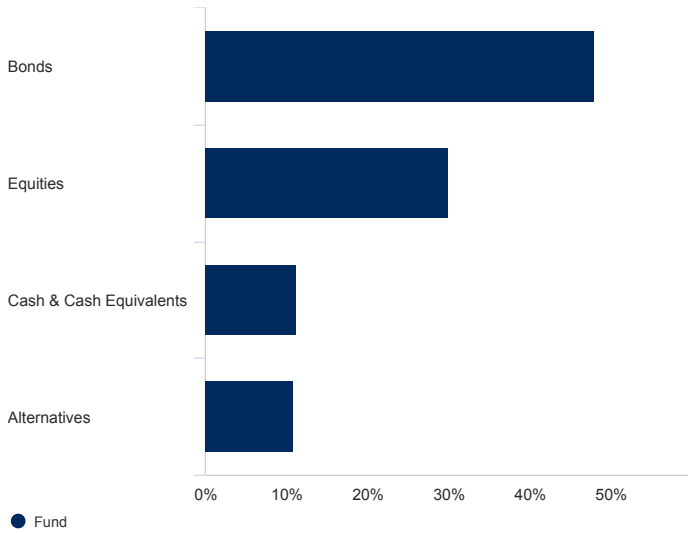
**Past Performance is not a guide to future performance and may not be repeated. The value of investments and the income from them may go down as well as up and investors may not get back the amounts originally invested. Exchange rate changes may cause the value of any overseas investments to rise or fall. Performance data does not take into account any commissions and costs, if any, charged when units or shares of any fund, as applicable, are issued and redeemed.**

The chart is for illustrative purposes only and does not reflect an actual return on any investment.

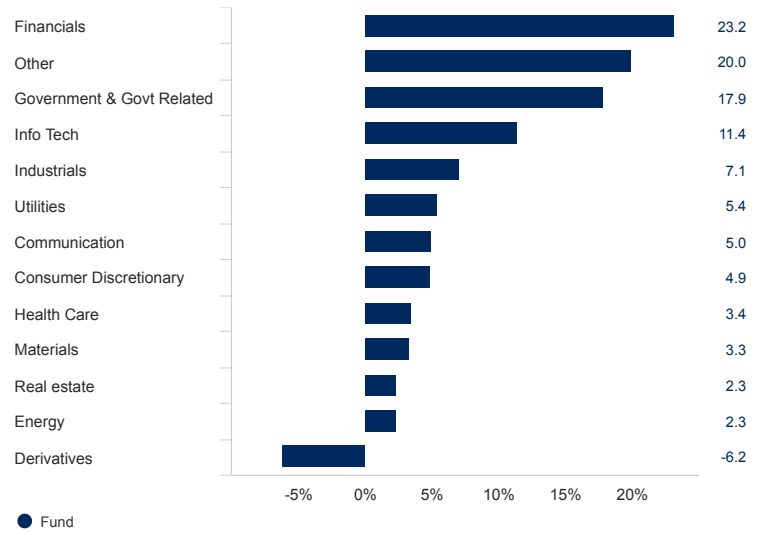
Returns are calculated NAV to NAV (which means performance does not include the effect of any initial charges), net income reinvested, net of fees.

## Asset allocation

### Asset class (%)



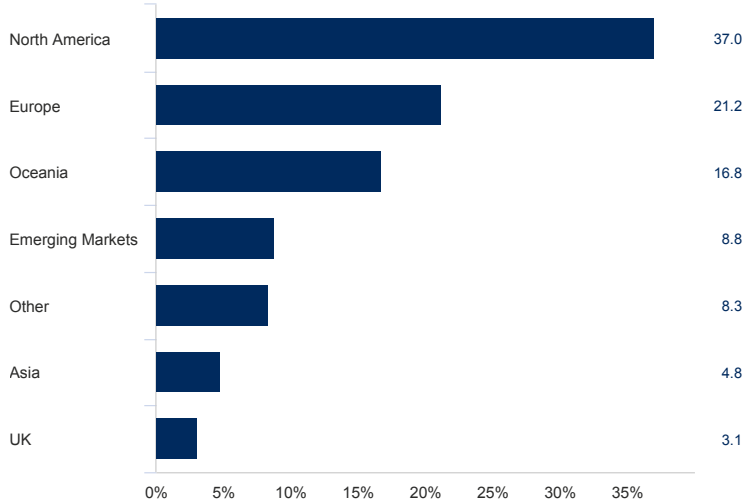
### Sector (%)



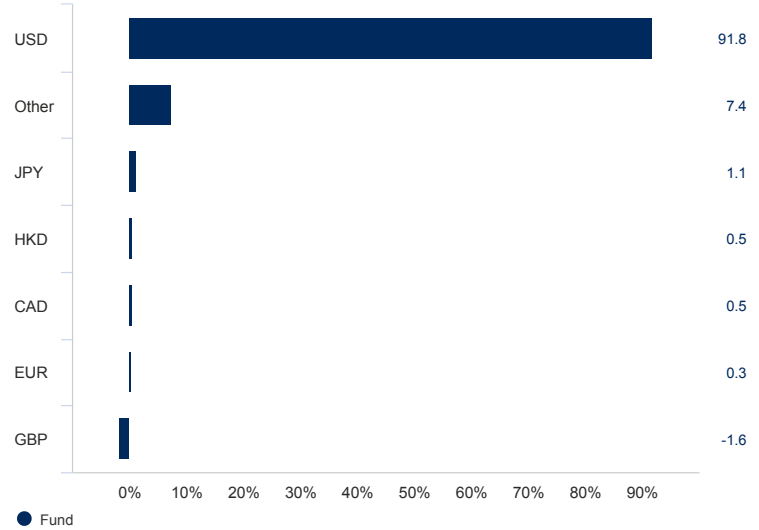
# Schroders Schroder International Selection Fund Global Target Return

A Accumulation USD | Data as at 31.05.2026

## Region (%)



## Currency (%)



## Top 10 holdings (%)

Holding name	%
ISHARES PHYSICAL GOLD ETC PLC ETF-C	2.0
NVIDIA CORP	1.4
ALPHABET INC CLASS A A	1.4
APPLE INC	1.0
MICROSOFT CORP	0.9
SAMSUNG ELECTRONICS LTD	0.8
TAIWAN SEMICONDUCTOR MANUFACTURING ADR	0.8
AMAZON COM INC	0.7
QUBE TREASURY PTY LTD 5.6 11-DEC-2031 (SENIOR)	0.7
BROADCOM INC	0.7

Source: Schroders.

Derivatives are displayed on the notional basis of the underlying exposure where possible. Due to the different treatment of derivative types, the allocation to Liquid Assets may vary between each chart. Percentages of allocation may not sum up to 100% due to rounding issue.

## Share class available

	A Accumulation USD	A MF Distribution USD	A Accumulation HKD	A Distribution HKD	A Distribution AUD Hedged
<b>Distribution Policy</b>	No Distribution	Monthly Fixed	No Distribution	Monthly Fixed	Monthly Fixed Currency Carry
<b>ISIN</b>	LU1516354237	LU1751208403	LU1516354583	LU1823147811	LU1823147738
<b>Bloomberg</b>	SCHGTRA LX	SCHGAUI LX	SCHGTAH LX	SCGTAHI LX	SCGTRAA LX
	A Accumulation CNH Hedged	A Distribution CNH Hedged	A Distribution EUR Hedged		
<b>Distribution Policy</b>	No Distribution	Monthly Fixed	Monthly Fixed		
<b>ISIN</b>	LU1823147498	LU1823147571	LU1823147654		
<b>Bloomberg</b>	SCGTACA LX	SCHGTAC LX	SCHGTAE LX		

# Schroders

## Schroder International Selection Fund Global Target Return

A Accumulation USD | Data as at 31.05.2026

### Benchmark and corporate action information

---

The full track record of the previous index has been kept and chain linked to the new one. The target benchmark in the investment objective has been changed from 3-month USD LIBOR +5% to ICE BofA 3 Month US Treasury Bill Index +5% on 30.07.2021. The full track record of the previous benchmark has been replaced with the new one.

The fund has environmental and/or social characteristics within the meaning of Article 8 of Regulation (EU) 2019/2088 on Sustainability-related Disclosures in the Financial Services Sector (the "SFDR").

#### Benchmarks: (If applicable)

Some performance differences between the fund and the benchmark may arise because the fund performance is calculated at a different valuation point from the benchmark. The target benchmark has been selected because it is representative of the type of investments in which the fund is likely to invest, and it is, therefore, an appropriate target in relation to the return that the fund aims to provide. The investment manager invests on a discretionary basis and there are no restrictions on the extent to which the fund's portfolio and performance may deviate from the benchmark. The investment manager will invest in companies or sectors not included in the benchmark in order to take advantage of specific investment opportunities.

### Important information

---

The CNH Hedged share class mentioned in this factsheet refer to RMB Hedged share class in the relevant offering documents.

The fund has environmental and/or social characteristics within the meaning of Article 8 of Regulation (EU) 2019/2088 on Sustainability-related Disclosures in the Financial Services Sector (the "SFDR"). For information on sustainability-related aspects of this fund please go to <https://www.schroders.com/en/global/individual/all-eu-sites/>

Morningstar Rating as at 5/31/2026: © Morningstar 2025. All Rights Reserved. The information contained herein: (1) is proprietary to Morningstar and/or its content providers; (2) may not be copied or distributed; and (3) is not warranted to be accurate, complete or timely. Neither Morningstar nor its content providers are responsible for any damages or losses arising from any use of this information. Past performance is no guarantee of future results.