

Schroders

Schroder International Selection Fund Global Sustainable Growth

C Accumulation USD | Data as at 04.30.2023

Fund objectives and investment policy

The fund aims to provide capital growth by investing in equities of companies worldwide which meet the investment manager's sustainability criteria.

The Fund has environmental and/or social characteristics (within the meaning of Article 8 SFDR).

The fund maintains a higher overall sustainability score than its sustainability benchmark based on the investment manager's rating system.

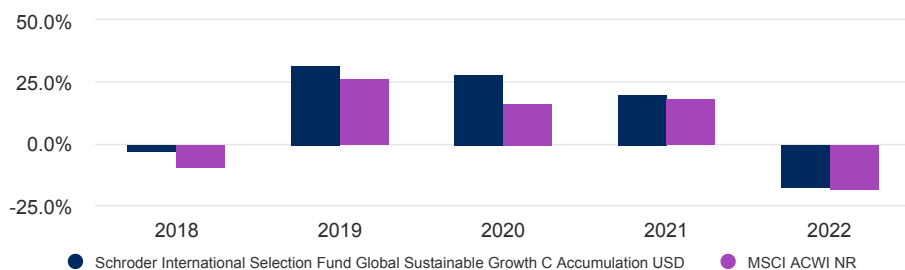
Relevant risks associated with an investment in this fund are shown below and should be carefully considered before making any investment. Past Performance is not a guide to future performance and may not be repeated. The value of investments and the income from them may go down as well as up and investors may not get back the amounts originally invested. Exchange rate changes may cause the value of investments to fall as well as rise. Performance data does not take into account any commissions and costs, if any, charged when units or shares of any fund, as applicable, are issued and redeemed.

Share class performance (%)

Cumulative performance	1 month	3 months	YTD	1 year	3 years	5 years	10 years
Share class (Net)	1.7	3.2	9.5	3.9	52.1	77.1	171.8
Comparator	1.4	1.6	8.8	2.1	40.7	40.4	114.1

12 month performance	Discrete yearly performance (%) - Apr					Calendar year performance				
	2018	2019	2020	2021	2022	2018	2019	2020	2021	2022
	2019	2020	2021	2022	2023					
Share class (Net)	12.5	3.5	54.4	-5.1	3.9	-2.5	32.0	28.5	20.2	-17.3
Comparator	5.1	-5.0	45.7	-5.4	2.1	-9.4	26.6	16.3	18.5	-18.4

Performance over 5 years (%)



Ratings and accreditation



Please refer to the Source and ratings information section for details on the icons shown above.

Fund facts

Fund manager	Charles Somers Scott MacLennan
Managed fund since	11.23.2010 ; 08.01.2022
Fund management company	Schroder Investment Management (Europe) S.A.
Domicile	Luxembourg
Fund launch date	11.23.2010
Share class launch date	11.23.2010
Fund base currency	USD
Share class currency	USD
Fund size (Million)	USD 4,514.38
Number of holdings	42
Comparator	MSCI ACWI NR
Unit NAV	USD 343.1119
Dealing frequency	Daily
Distribution frequency	No Distribution

Fees & expenses

Entry charge up to	1.00%
Annual management fee	0.650%
Ongoing charge	0.84%
Redemption fee	0.00%

Purchase details

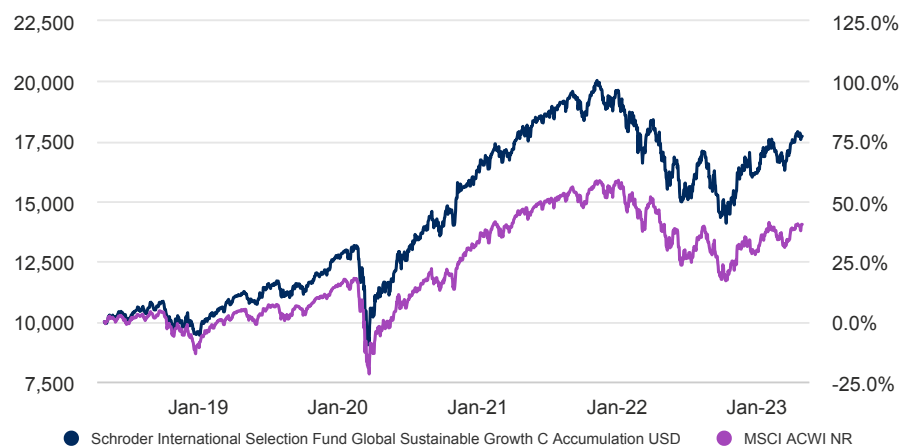
Minimum initial subscription	USD 1,000 ; EUR 1,000 or their near equivalent in any other freely convertible currency.
------------------------------	--

Codes

ISIN	LU0557290854
CUSIP	L8146N435
Bloomberg	SGDWDCA LX
SEDOL	B5V1N30
Reuters code	LU0557290854.LUF

C Accumulation USD | Data as at 04.30.2023

5 year return of USD 10,000



The chart is for illustrative purposes only and does not reflect an actual return on any investment.

Returns are calculated bid to bid (which means performance does not include the effect of any initial charges), net income reinvested, net of fees.

Risk considerations

Concentration risk: The fund may be concentrated in a limited number of geographical regions, industry sectors, markets and/or individual positions. This may result in large changes in the value of the fund, both up or down.

Counterparty risk: The fund may have contractual agreements with counterparties. If a counterparty is unable to fulfil their obligations, the sum that they owe to the fund may be lost in part or in whole.

Currency risk: The fund may lose value as a result of movements in foreign exchange rates.

Derivatives risk: Derivatives may be used to manage the portfolio efficiently. A derivative may not perform as expected, may create losses greater than the cost of the derivative and may result in losses to the fund.

Emerging markets & frontier risk: Emerging markets, and especially frontier markets, generally carry greater political, legal, counterparty, operational and liquidity risk than developed markets.

Higher volatility risk: The price of this fund may be volatile as it may take higher risks in search of higher rewards.

IBOR risk: The transition of the financial markets away from the use of interbank offered rates (IBORs) to alternative reference rates may impact the valuation of certain holdings and disrupt liquidity in certain instruments. This may impact the investment performance of the fund.

Liquidity risk: In difficult market conditions, the fund may not be able to sell a security for full value or at all. This could affect performance and could cause the fund to defer or suspend redemptions of its shares.

Market risk: The value of investments can go up and down and an investor may not get back the amount initially invested.

Operational risk: Operational processes, including those related to the safekeeping of assets, may fail. This may result in losses to the fund.

Performance risk: Investment objectives express an intended result but there is no guarantee that such a result will be achieved. Depending on market conditions and the macro economic environment, investment objectives may become more difficult to achieve.

Sustainability risk: The fund has the objective of sustainable investment. This means it may have limited exposure to some companies, industries or sectors and may forego certain investment opportunities, or dispose of certain holdings, that do not align with its sustainability criteria chosen by the investment manager. The fund may invest in companies that do not reflect the beliefs and values of any particular investor.

Synthetic risk & reward indicator (SRII)

LOWER RISK Potentially lower reward **HIGHER RISK** Potentially higher reward



The risk category was calculated using historical performance data and may not be a reliable indicator of the fund's future risk profile. The fund's risk category is not guaranteed to remain fixed. Please see the Key Investor Information Document for more information.

Risk statistics & financial ratios

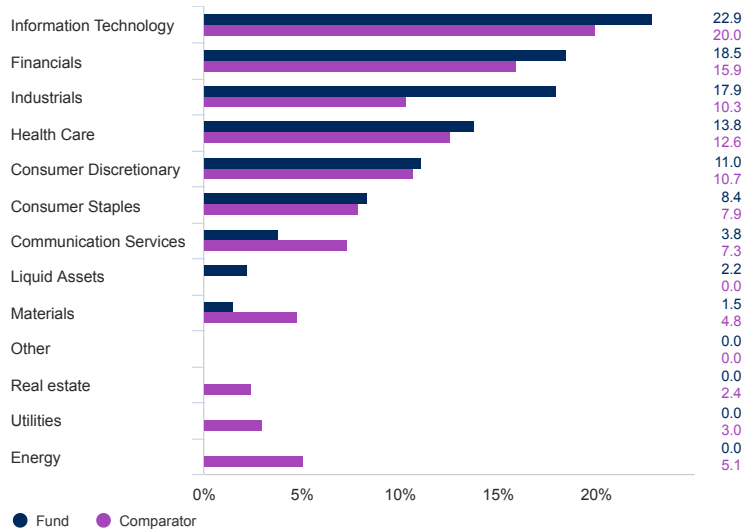
	Fund	Comparator
Annual volatility (%) (3y)	17.1	17.2
Alpha (%) (3y)	3.0	-
Beta (3y)	1.0	-
Sharpe ratio (3y)	0.8	0.7
Information ratio (3y)	0.7	-
Dividend Yield (%)	1.6	-
Price to book	4.6	-
Price to earnings	23.8	-
Predicted Tracking error (%)	4.5	-

Source: Morningstar, and Schroders for the Predicted tracking error. The above ratios are based on bid to bid price based performance data. These financial ratios refer to the average of the equity holdings contained in the fund's portfolio and in the benchmark (if mentioned) respectively.

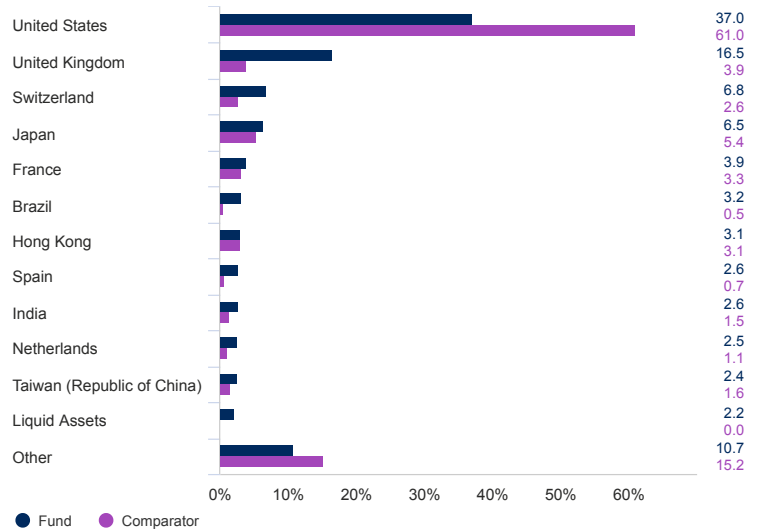
C Accumulation USD | Data as at 04.30.2023

Asset allocation

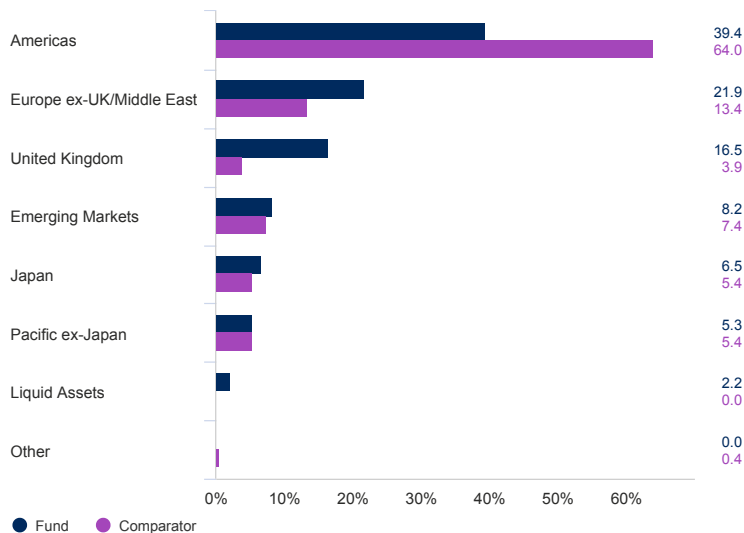
Sector (%)



Geographical breakdown (%)



Region (%)



Top 10 holdings (%)

Holding name	%
Microsoft Corp	7.3
Schneider Electric SE	3.9
Alphabet Inc	3.8
Booking Holdings Inc	3.6
RELX PLC	3.1
AIA Group Ltd	3.1
Bunzl PLC	3.0
AstraZeneca PLC	2.8
Industria de Diseno Textil SA	2.6
HDFC Bank Ltd	2.6

Source: Schroders. Top holdings and asset allocation are at fund level.

Contact information

Schroder Investment Management (Europe) S.A.
 5, rue Höhenhof
 Sennigerberg
 Luxembourg
 L-1736
 Tel: +352 341 342 202
 Fax: +352 341 342 342

For your security, communications may be taped or monitored.

Information relating to changes in fund manager, investment objective, benchmark and corporate action information

Some performance differences between the fund and the benchmark may arise because the fund performance is calculated at a different valuation point from the benchmark. The fund does not have a target benchmark. The fund's performance should be compared against the MSCI AC World (Net TR) index. The comparator benchmark is only included for performance comparison purposes and does not have any bearing on how the investment manager invests the fund's assets. The fund's investment universe is expected to overlap materially with the components of the comparator benchmark. The investment manager invests on a discretionary basis and there are no restrictions on the extent to which the fund's portfolio and performance may deviate from the comparator benchmark. The investment manager will invest in companies or sectors not included in the comparator benchmark. The comparator benchmark has been selected because the investment manager believes that the benchmark is a suitable comparison for performance purposes given the fund's investment objective and policy. The benchmark(s) does/do not take into account the environmental and social characteristics or sustainable objective (as relevant) of the fund.

Benchmarks:

On 02.11.2017 Schroder ISF Global Demographic Opportunities changed its name to Schroder ISF Global Sustainable Growth. With effect from 01.02.2011, the Fund, previously named Schroder ISF Global Demographics & Wealth Dynamics, changed its name to Schroder ISF Global Demographic Opportunities.

The investment manager invests on a discretionary basis and there are no restrictions on the extent to which the fund's portfolio and performance may deviate from the benchmark. The investment manager will invest in companies or sectors not included in the benchmark in order to take advantage of specific investment opportunities.

Benchmark names in this document may be abbreviated. Please refer to the funds' legal documents for the full benchmark name.

Source and ratings information

The **European SRI Transparency** logo signifies that the Schroders commits to provide accurate, adequate and timely information to enable stakeholders, in particular consumers, to understand the Sustainable Responsible Investment (SRI) policies and practices relating to the fund. Detailed information about the European SRI Transparency Code can be found on www.eurosif.org, and information of the SRI policies and practices of the fund can be found on our website. The Transparency Code is managed by **Eurosif**, an independent organisation. The European SRI Transparency Logo reflects the fund manager's commitment as detailed above and should not be taken as an endorsement of any particular company, organisation or individual. Eurosif is not responsible for the completeness or the accuracy of the disclosure in this documentation. Source of all performance data, unless otherwise stated: Morningstar, bid to bid, net income reinvested, net of fees.

Morningstar Rating: © Morningstar 2023. All Rights Reserved. The information contained herein: (1) is proprietary to Morningstar and/or its content providers; (2) may not be copied or distributed; and (3) is not warranted to be accurate, complete or timely. Neither Morningstar nor its content providers are responsible for any damages or losses arising from any use of this information. Past performance is no guarantee of future results.

Important information

Costs

Certain costs associated with your investment in the fund may be incurred in a different currency to that of your investment. These costs may increase or decrease as a result of currency and exchange rate fluctuations.

If a performance fee is applicable to this fund, details of the performance fee model and its computation methodology can be found in the fund's prospectus. This includes a description of the performance fee calculation methodology, the dates on which the performance fee is paid and details of how the performance fee is calculated in relation to the fund's performance fee benchmark, which may differ from the benchmark in the fund's investment objective or investment policy.

For further information regarding the costs and charges associated with your investment, please consult the funds' offering documents and annual report.

General

The fund has environmental and/or social characteristics within the meaning of Article 8 of Regulation (EU) 2019/2088 on Sustainability-related Disclosures in the Financial Services Sector (the "SFDR"). For information on sustainability-related aspects of this fund please go to www.Schroders.com

This document does not constitute an offer to anyone, or a solicitation by anyone, to subscribe for shares of Schroder International Selection Fund (the "Company"). Nothing in this document should be construed as advice and is therefore not a recommendation to buy or sell shares. Subscriptions for shares of the Company can only be made on the basis of its latest Key Information Document and Prospectus together with the latest audited annual report (and subsequent unaudited semi-annual report, if published), copies of which can be obtained, free of charge, from Schroder Investment Management (Europe) S.A. These documents are available in English, French and German. Investment in the Company may not be suitable for all investors. Investors with any doubts as regards suitability should contact their independent investment advisers. An investment in the Company entails risks, which are fully described in the prospectus. Schroders has expressed its own views and opinions in this document and these may change. This document is issued by Schroder Investment Management (Europe) S.A., 5, rue Höhenhof, L-1736 Senningerberg, Luxembourg.R.C.S. Luxembourg: B 37.799. Schroders will be a data controller in respect of your personal data. For information on how Schroders might process your personal data, please view our Privacy Policy available at www.Schroders.com/en/privacy-policy or on request should you not have access to this webpage. Third party data is owned or licensed by the data provider and may not be reproduced or extracted and used for any other purpose without the data provider's consent. Third party data is provided without any warranties of any kind. The data provider and issuer of the document shall have no liability in connection with the third party data. The Prospectus and/or www.Schroders.com contains additional disclaimers which apply to the third party data.

The Shares have not been and will not be registered under the United States Securities Act of 1933, as amended ("the 1933 Act") or the securities laws of any of the states of the United States. The Shares may not be offered, sold or delivered directly or indirectly in the United States or to or for the account or benefit of any "US Person".

Morningstar Rating: © Morningstar 2023. All Rights Reserved. The information contained herein: (1) is proprietary to Morningstar and/or its content providers; (2) may not be copied or distributed; and (3) is not warranted to be accurate, complete or timely. Neither Morningstar nor its content providers are responsible for any damages or losses arising from any use of this information. Past performance is no guarantee of future results.