

F Accumulation GBP | Data as at 30.04.2023

## Fund objectives and investment policy

The Fund aims to provide capital growth and income by investing in a diversified range of assets and markets worldwide with a target average annual volatility (a measure of how much the Fund's returns may vary over a year) over a rolling five year period of between 40% to 55% of that of global stock markets (represented by the MSCI All Country World index). The Fund is part of the SISCO Schroder Blended Portfolio range, which offers six funds with different expected combinations of investment risk and return. This Fund is risk level 4, which aims to be the second lowest risk fund in this range with the second lowest equity weighting.

Above is the Investment Objective of the fund. For details on the full fund's Investment Policy please see the KIID.

Relevant risks associated with an investment in this fund are shown below and should be carefully considered before making any investment. Past Performance is not a guide to future performance and may not be repeated. The value of investments and the income from them may go down as well as up and investors may not get back the amounts originally invested. Exchange rate changes may cause the value of investments to fall as well as rise. Performance data does not take into account any commissions and costs, if any, charged when units or shares of any fund, as applicable, are issued and redeemed.

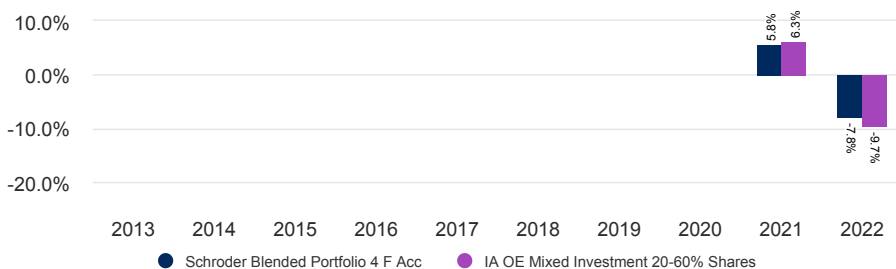
## Share class performance (%)

Cumulative performance	1 month	3 months	YTD	1 year	3 years	5 years	Since inception
Share class (Net)	0.6	-1.0	2.3	-2.0	12.6	-	22.2
Comparator	0.6	-0.8	2.2	-2.6	10.5	-	22.2

Discrete yearly performance (%)	Apr 13 - Apr 14	Apr 14 - Apr 15	Apr 15 - Apr 16	Apr 16 - Apr 17	Apr 17 - Apr 18	Apr 18 - Apr 19	Apr 19 - Apr 20	Apr 20 - Apr 21	Apr 21 - Apr 22	Apr 22 - Apr 23
Share class (Net)	-	-	-	-	-	-	-	15.0	-0.1	-2.0
Comparator	-	-	-	-	-	-	-	16.0	-2.2	-2.6

Calendar year performance	2013	2014	2015	2016	2017	2018	2019	2020	2021	2022
Share class (Net)	-	-	-	-	-	-	-	-	5.8	-7.8
Comparator	-	-	-	-	-	-	-	-	6.3	-9.7

## Performance over 10 years (%)



## Ratings and accreditation



Please refer to the Source and ratings information section for details on the icons shown above.

## Fund facts

Fund manager	Alex Funk
Managed fund since	19.03.2020
Fund management company	Schroder Unit Trusts Limited
Domicile	United Kingdom
Fund launch date	19.03.2020
Share class launch date	19.03.2020
Fund base currency	GBP
Share class currency	GBP
Fund size (Million)	GBP 55.08
Comparator	IA OE Mixed Investment 20-60% Shares
Unit NAV	GBP 0.6110
Dealing frequency	Daily
Distribution frequency	Annually

## Fees & expenses

Ongoing charge	0.56%
Redemption fee	0.00%

## Purchase details

Minimum initial subscription	GBP 0
------------------------------	-------

## Codes

ISIN	GB00BF77ZT29
Bloomberg	SCP4FGA LN
SEDOL	BF77ZT2

F Accumulation GBP | Data as at 30.04.2023

## Risk considerations

**Currency risk** - The fund may lose value as a result of movements in foreign exchange rates.

**Operational risk** - Operational processes, including those related to the safekeeping of assets, may fail. This may result in losses to the fund.

**Performance risk** - Investment objectives express an intended result but there is no guarantee that such a result will be achieved. Depending on market conditions and the macro economic environment, investment objectives may become more difficult to achieve.

**Credit risk** - A decline in the financial health of an issuer could cause the value of its bonds to fall or become worthless.

**High yield bond risk** - High yield bonds (normally lower rated or unrated) generally carry greater market, credit and liquidity risk.

**IBOR risk** - The transition of the financial markets away from the use of interbank offered rates (IBORs) to alternative reference rates may impact the valuation of certain holdings and disrupt liquidity in certain instruments. This may impact the investment performance of the fund.

**Liquidity risk** - In difficult market conditions, the fund may not be able to sell a security for full value or at all. This could affect performance and could cause the fund to defer or suspend redemptions of its shares.

**Counterparty risk** - The fund may have contractual agreements with counterparties. If a counterparty is unable to fulfil their obligations, the sum that they owe to the fund may be lost in part or in whole.

**Market risk** - The value of investments can go up and down and an investor may not get back the amount initially invested.

## Synthetic risk & reward indicator (SRI)

**LOWER RISK**

Potentially lower reward

**HIGHER RISK**

Potentially higher reward



The risk category was calculated using historical performance data and may not be a reliable indicator of the fund's future risk profile. The fund's risk category is not guaranteed to remain fixed. Please see the Key Investor Information Document for more information.

## Risk Rating



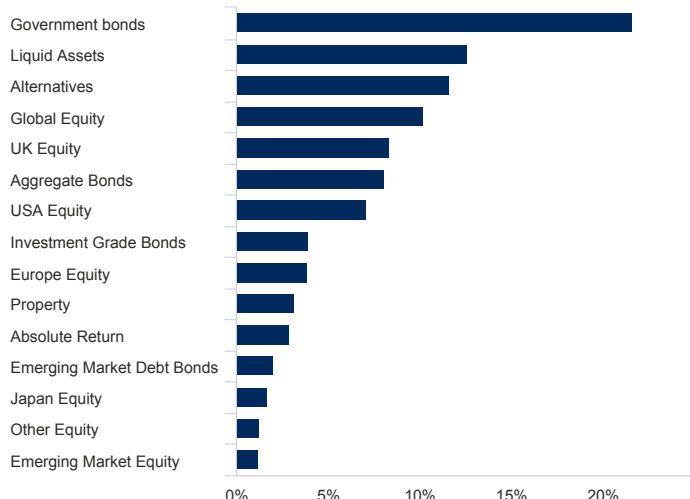
## Risk statistics & financial ratios

	Fund	Comparator
<b>Annual volatility (%) (3y)</b>	6.2	7.2
<b>Beta (3y)</b>	0.8	-
<b>Sharpe ratio (3y)</b>	0.5	0.4

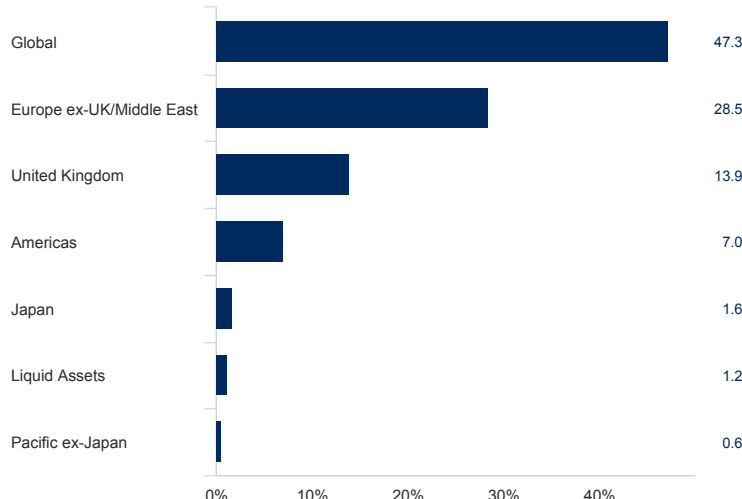
Source: Morningstar. The above ratios are based on bid to bid price based performance data.

## Asset allocation

### Asset class (%)



### Region (%)



F Accumulation GBP | Data as at 30.04.2023

## Top 10 holdings (%)

Holding name	%
HSBC GLO GOV BOND INDEX S2CH DIS	12.7
ROYAL LONDON INTL GOV BD M GBP	6.7
VANGUARD INVESTMENT	6.0
HSBC AMERICAN INDEX C ACC NA	5.8
FIDELITY INVESTMENT SERVICES(UK)LIMITED INDEX WORLD P ACCUMULATION NAV	4.4
NEUBERGER BERMAN UNCORRELATED STRATEGIES NPV	4.4
ML CRABEL GEMINI U-INS A POOLED GA ACC	4.3
JUPITER STRATEGIC BOND I ACC	4.1
MI TWENTYFOUR AM DYNAMIC BD I SHS ACC	4.0
SCHRODER STRATEGIC CREDIT FUND S ACCUMULATION	3.9

Source: Schroders. Top holdings and asset allocation are at fund level.

## Contact information

Schroder Unit Trusts Limited  
1 London Wall Place  
London  
United Kingdom  
EC2Y 5AU  
Tel: 0800 182 2399  
Fax: 0333 207 4504

For your security, communications may be taped or monitored.

## Information relating to changes in fund manager, investment objective, benchmark and corporate action information

The Fund does not have a target benchmark. The Fund's performance should be compared against the Investment Association Mixed Investment 20-60% shares sector average return.

### Benchmarks:

The investment manager invests on a discretionary basis and there are no restrictions on the extent to which the fund's portfolio and performance may deviate from the benchmark. The investment manager will invest in companies or sectors not included in the benchmark in order to take advantage of specific investment opportunities.

Benchmark names in this document may be abbreviated. Please refer to the funds' legal documents for the full benchmark name.

## Source and ratings information

Source of all performance data, unless otherwise stated: Morningstar, bid to bid, net income reinvested, net of fees.

**Morningstar Rating:** © Morningstar 2023. All Rights Reserved. The information contained herein: (1) is proprietary to Morningstar and/or its content providers; (2) may not be copied or distributed; and (3) is not warranted to be accurate, complete or timely. Neither Morningstar nor its content providers are responsible for any damages or losses arising from any use of this information. Past performance is no guarantee of future results.

F Accumulation GBP | Data as at 30.04.2023

## Important information

---

### Costs

Certain costs associated with your investment in the fund may be incurred in a different currency to that of your investment. These costs may increase or decrease as a result of currency and exchange rate fluctuations.

If a performance fee is applicable to this fund, details of the performance fee model and its computation methodology can be found in the fund's prospectus. This includes a description of the performance fee calculation methodology, the dates on which the performance fee is paid and details of how the performance fee is calculated in relation to the fund's performance fee benchmark, which may differ from the benchmark in the fund's investment objective or investment policy.

For further information regarding the costs and charges associated with your investment, please consult the funds' offering documents and annual report.

### General

This document does not constitute an offer to anyone, or a solicitation by anyone, to subscribe for shares of Schroders Investment Solutions Fund Company (the "Company"). Nothing in this document should be construed as advice and is therefore not a recommendation to buy or sell shares. Subscriptions for shares of the Company can only be made on the basis of its latest Key Investor Information Document and prospectus, together with the latest audited annual report (and subsequent unaudited semi-annual report, if published), copies of which can be obtained, free of charge, from Schroder Unit Trusts Limited, 1 London Wall Place, London EC2Y 5AU. Any references to securities, sectors, regions and/or countries are for illustrative purposes only. Schroders has expressed its own views and opinions in this document and these may change. Schroders will be a data controller in respect of your personal data. For information on how Schroders might process your personal data, please view our Privacy Policy available at [www.Schroders.com/en/privacy-policy](http://www.Schroders.com/en/privacy-policy) or on request should you not have access to this webpage. Past Performance is not a guide to future performance and may not be repeated. The value of investments and the income from them may go down as well as up and investors may not get back the amounts originally invested. Exchange rate changes may cause the value of any overseas investments to rise or fall. For your security, communications may be taped or monitored. Issued by Schroder Unit Trusts Limited, 1 London Wall Place, London EC2Y 5AU. Registration No 4191730 England. Authorised and regulated by the Financial Conduct Authority. Schroders will be a data controller in respect of your personal data. For information on how Schroders might process your personal data, please view our Privacy Policy available at [www.Schroders.com/en/privacy-policy](http://www.Schroders.com/en/privacy-policy) or on request should you not have access to this webpage. Third party data is owned or licensed by the data provider and may not be reproduced or extracted and used for any other purpose without the data provider's consent. Third party data is provided without any warranties of any kind. The data provider and issuer of the document shall have no liability in connection with the third party data. The Prospectus and/or [www.Schroders.com](http://www.Schroders.com) contains additional disclaimers which apply to the third party data.

The timing of the data shown on this page and the frequency of report updates such as the KID/KIID may differ. The data is correct on the publication date shown on all material. Please contact the Fund Manager for further explanation. This material must not be issued in any jurisdiction where prohibited by law and must not be used in any way that would be contrary to local law or regulation.