

GBP | Data as at 29.02.2024

Portfolio objectives & investment policy

The portfolio aims to provide capital growth over the medium to long-term by investing in a diversified range of assets and markets worldwide. The portfolio is actively managed, investing in a range of investment vehicles such as collective investment schemes, closed ended investment schemes, real estate investment trusts and exchange traded funds which themselves invest worldwide in any of the following: 1. equity or equity related securities; 2. fixed income securities (including government bonds and corporate bonds); 3. currencies; and 4. alternative assets. Alternative assets may include funds that use absolute return strategies or funds that invest indirectly in real estate and commodities. This portfolio is part of the Schroder International Active range which offers four portfolios with different expected combinations of investment risk and return. The portfolio aims to be the highest risk portfolio in the range with the highest equity weighting. Please note, the risk level of this portfolio has a target average annual volatility (a measure of how much the portfolio's returns may vary over a year) over a rolling five year period of between 85% to 100% of that of global stock markets (represented by the MSCI All Country World index). However, it is important to note that volatility is only one measure of risk.

Past performance is not a guide to future performance and may not be repeated. The value of investments and the income from them may go down as well as up and investors may not get back the amounts originally invested. Exchange rate changes may cause the value of investments to fall as well as rise.

Performance (%)

Cumulative performance	1 month	3 months	6 months	YTD	1 year	3 years	5 years	Since inception
Model (Net of fees)	3.5	6.6	6.2	1.4	4.6	-	-	14.0
Benchmark	1.6	6.0	6.7	1.7	6.8	-	-	13.5

Discrete yearly performance (%)	Jan 15 - Jan 16	Jan 16 - Jan 17	Jan 17 - Jan 18	Jan 18 - Jan 19	Jan 19 - Jan 20	Jan 20 - Jan 21	Jan 21 - Jan 22	Jan 22 - Jan 23	Jan 23 - Feb 24
Model (Net of fees)	-	-	-	-	-	-	-	-	4.6
Benchmark	-	-	-	-	-	-	-	-	6.8

Calendar year performance	2014	2015	2016	2017	2018	2019	2020	2021	2022	2023
Model (Net of fees)	-	-	-	-	-	-	-	-	4.1	8.0
Benchmark	-	-	-	-	-	-	-	-	-	8.3

Performance over 10 years (%)



Model facts

Portfolio manager	Alex Funk
Managed Portfolio Since	17.10.2022
Portfolio management company	Schroder Investment Solutions
Launch Date	17.10.2022
Base Currency	GBP
Benchmark	ARC Equity Risk PCI TR GBP
Dealing frequency	-
Distribution frequency	No Distribution

Fees & expenses

OCF (Incl MPS Fee)	0.97%
MPS Fee	0.15%

Purchase details

Providers

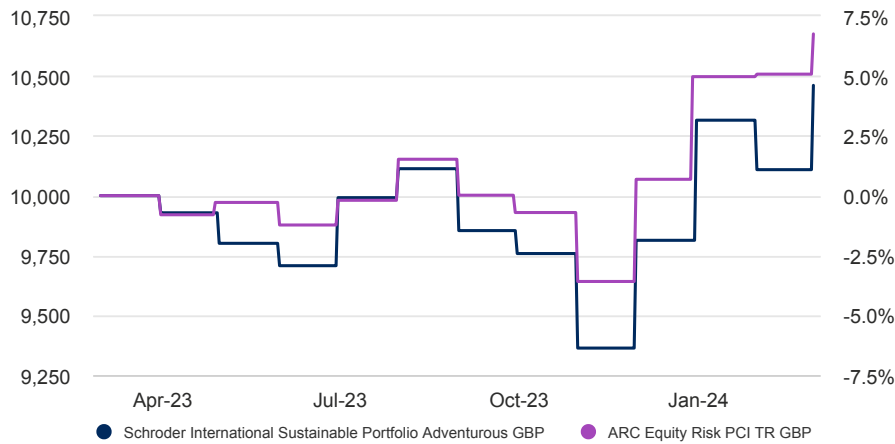


Relative risk

Cautious	Balanced	Growth	Adventurous
----------	----------	--------	--------------------

GBP | Data as at 29.02.2024

1 year return of GBP 10,000



The chart is for illustrative purposes only and does not reflect an actual return on any investment.

Returns are calculated bid to bid (which means performance does not include the effect of any initial charges), net income reinvested, net of fees.

Risk considerations

Capital Risk: All capital invested is at risk. You may not get back some or all of your investment.

Counterparty Risk: The portfolios may have contractual agreements with counterparties. If a counterparty is unable to fulfil their obligations, the sum that they owe to the portfolios may be lost in part or in whole.

Derivatives Risk: Derivatives, which are financial instruments deriving their value from an underlying asset, may be used to manage the portfolio efficiently. The portfolio may also materially invest in derivatives including using short selling and leverage techniques with the aim of making a return. A derivative may not perform as expected, may create losses greater than the cost of the derivative and may result in losses to the fund.

Equity Risk: Equity prices fluctuate daily, based on many factors including general, economic, industry or company news.

Leverage Risk: The portfolio uses derivatives for leverage, which makes it more sensitive to certain market or interest rate movements and may cause above average volatility and risk of loss.

Money Market & Deposits Risk: A failure of a deposit institution or an issuer of a money market instrument could have a negative impact on the performance of the portfolios.

Negative Yields Risk: If interest rates are very low or negative, this may have a negative impact on the performance of the portfolios.

Interest rate risk: The portfolios may lose value as a direct result of interest rate changes.

Currency risk: The portfolio may lose value as a result of movements in foreign exchange rates, otherwise known as currency rates.

Liquidity risk: In difficult market conditions, the portfolio may not be able to sell a security for full value or at all. This could affect performance and could cause the portfolio to defer or suspend redemptions of its shares, meaning investors may not be able to have immediate access to their holdings.

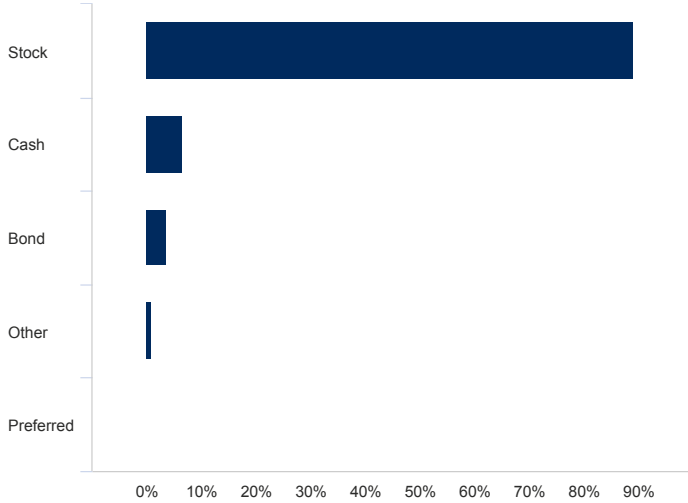
Credit risk: A decline in the financial health of an issuer could cause the value of its bonds to fall or become worthless.

GBP | Data as at 29.02.2024

Asset allocation

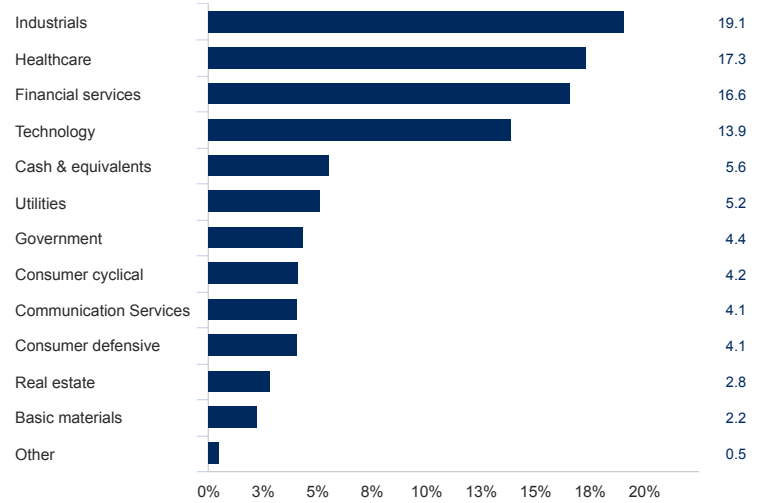
Source: Schroders. Top holdings and asset allocation are at Portfolio level.

Asset class (%)



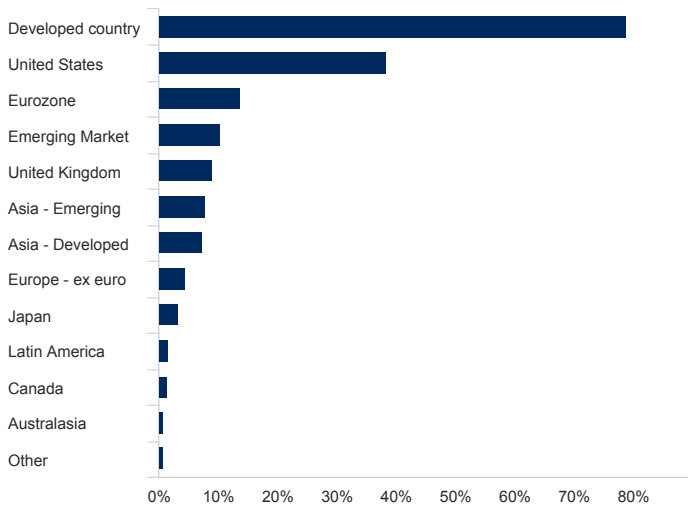
● Portfolio

Sector (%)



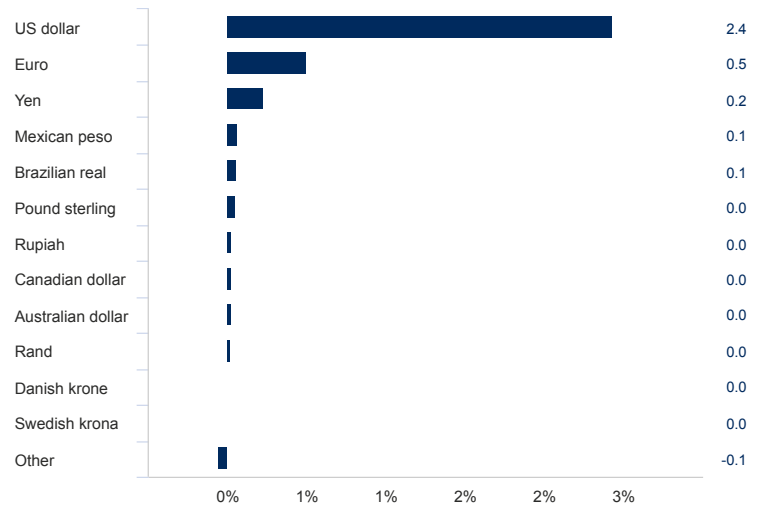
● Portfolio

Region (%)



● Portfolio

Currency (%)



● Portfolio

Top 10 holdings (%)

Holding name	%
Ninety One GSF Global Sust Eq J Inc GBP	23.0
Fidelity Global Dividend W-QInc(G)-GBP	18.3
Schroder ISF Global Sust Val C Inc GBP	10.9
RobecoSAM Sustainable Water Eqs G GBP	6.8
Robeco Emerging Stars Equities G £	6.5
Montanaro Better World GBP Dis	6.0
Schroder ISF Gbl Engy Tnstr E Inc GBP	5.5
Stewart Inv Asia Pac Sustnby VI GBP Dis	4.3
HSBC GIF Gbl Eq Sust Hlthcare JDGBP	3.8
Other	14.9

GBP | Data as at 29.02.2024

Contact information

Schroder (C.I) Limited
1 Regency Court, Glatengy Esplanade
St Peter Port
Guernsey
GY1 3UF

For your security, communications may be taped or monitored.

Source and ratings information

Source of all performance data, unless otherwise stated: Morningstar, bid to bid, net income reinvested, net of fees.

These portfolios were managed under a different brand prior to the 17 October 2022. As of this date they are managed under the Schroders Investment Solutions Brand.

GBP | Data as at 29.02.2024

Important information

Costs:

Certain costs associated with your investment in the portfolio may be incurred in a different currency to that of your investment. These costs may increase or decrease as a result of currency and exchange rate fluctuations.

This document does not constitute an offer to sell or any solicitation of any offer to buy securities or any other instrument described in this document. The information and opinions contained in this document have been obtained from sources we consider to be reliable. No responsibility can be accepted for errors of facts obtained from third parties. Reliance should not be placed on the views and information in the document when making individual investment and/or strategic decisions. Schroders has expressed its own views and opinions in this document and these may change. Past performance is no guarantee of future results. The value of investments can go down as well as up and is not guaranteed.

Sectors/securities illustrate examples of types of sectors/securities in which the strategy invested and may not be representative of the strategy's current or future investments. Portfolio sectors/securities and allocations are subject to change at any time and should not be viewed as a recommendation to buy/sell. The opinions stated in this document include some forecasted views. We believe that we are basing our expectations and beliefs on reasonable assumptions within the bounds of what we currently know. However, there is no guarantee that any forecasts or opinions will be realized. Schroders Investment Management North America Inc. (SIMNA Inc.) is registered as an investment adviser with the US Securities and Exchange Commission and as a Portfolio Manager with the securities regulatory authorities in Alberta, British Columbia, Manitoba, Nova Scotia, Ontario, Quebec and Saskatchewan. It provides asset management products and services to clients in the United States and Canada. Schroders Fund Advisors LLC (SFA) markets certain investment vehicles for which SIMNA Inc. is an investment adviser. SFA is a wholly-owned subsidiary of SIMNA Inc. and is registered as a limited purpose broker-dealer with the Financial Industry Regulatory Authority and as an Exempt Market Dealer with the securities regulatory authorities in Alberta, British Columbia, Manitoba, New Brunswick, Newfoundland and Labrador, Nova Scotia, Ontario, Quebec, and Saskatchewan.

General:

This information is a marketing communication. Any reference to sectors/countries/stocks/securities are for illustrative purposes only and not a recommendation to buy or sell any financial instrument/securities or adopt any investment strategy. The material is not intended to provide, and should not be relied on for, accounting, legal or tax advice, or investment recommendations. Reliance should not be placed on any views or information in the material when taking individual investment and/or strategic decisions.

Schroders has expressed its own views and opinions in this document and these may change. Information herein is believed to be reliable but Schroders does not warrant its completeness or accuracy. Insofar as liability under relevant laws cannot be excluded, no Schroders entity accepts any liability for any error or omission in this material or for any resulting loss or damage (whether direct, indirect, consequential or otherwise). This document may contain "forward-looking" information, such as forecasts or projections. Please note that any such information is not a guarantee of any future performance and there is no assurance that any forecast or projection will be realised.

Past performance is not a guide to future performance. The value of an investment and the income from it may go down as well as up and investors may not get back the amount originally invested. Exchange rate changes may cause the value of investments to fall as well as rise. The levels and basis of tax assumptions may change. You should obtain professional advice on taxation where appropriate before proceeding with any investment. Nothing in this document should be deemed to constitute the provision of financial, investment or other professional advice in any way. If you have any doubt whether an investment is suitable for you and wish to obtain personal advice, you should contact an independent financial adviser. This document may include forward-looking statements that are based upon our current opinions, expectations and projections. We undertake no obligation to update or revise any forward-looking statements. Actual results could differ materially from those anticipated in the forward-looking statements.

All data contained within this document is sourced from Cazenove Capital unless otherwise stated. This document is issued by Schroders (C.I.) Limited ("SCIL") and is licensed under The Banking Supervision (Bailiwick of Guernsey) Law, 2020 and Protection of Investors (Bailiwick of Guernsey) Law, 2020, and it is also registered under the Financial Services (Jersey) Law 1998. SCIL is regulated in Guernsey in the conduct of banking and investment business by the Guernsey Financial Services Commission and in Jersey in the conduct of Investment Business by the Jersey Financial Services Commission. The registered office and principal place of business in Guernsey is at Regency Court, Gategny Esplanade, St Peter Port, Guernsey GY1 3UF. The principal place of business in Jersey is at 40 Esplanade, St Helier, Jersey JE2 3QB. The paid up capital and reserves of SCIL exceed £40 million. Copies of the latest audited report and accounts of SCIL are available from both Guernsey and Jersey offices on request. SCIL is a wholly owned subsidiary of Schroders plc, which is incorporated in the United Kingdom. Schroders (C.I.) Limited is not licensed for any regulated activity in Singapore by the Monetary Authority of Singapore. Schroders (C.I.) Limited is not licensed for any regulated activity in Hong Kong by the Securities and Futures Commission of Hong Kong or other regulatory authority in Hong Kong.

SCIL does not have a place of business in the United Kingdom and is not authorised under the Financial Services and Markets Act 2000. All or most of the protections provided by the UK regulatory system will not apply and compensation will not be available under the UK Financial Services Compensation Scheme in respect of services provided by this company.

For the purposes of The Data Protection (Bailiwick of Guernsey) Law, 2017, the data controller in relation to any personal data you supply is Schroders (C.I.) Limited. Please refer to our privacy policy at <https://www.cazenovecapital.com/channelislands/disclaimer-pages/privacy-policy>. For your security, communications may be recorded.

The timing of the data shown on this page and the frequency of report updates may differ. The data is correct on the publication date shown on all material. Please contact the Portfolio Manager for further explanation.