

GBP | Data as at 28.02.2026

Portfolio objectives & investment policy

The Portfolio aims to provide capital growth and income by investing in a diversified range of assets and markets worldwide with a target average annual volatility (a measure of how much the portfolio's returns may vary over a year) over a rolling five year period of between 85% to 100% of that of global stock markets (represented by the MSCI All Country World index). The Portfolio is actively managed and invests its assets in collective investment schemes, closed ended investment schemes, real estate investment trusts and exchange traded funds which themselves invest worldwide in any of the following: (A) equity or equity related securities; (B) fixed income securities (including government bonds and corporate bonds); (C) currencies; (D) alternative assets; and (E) derivatives. Alternative assets may include funds that use absolute return strategies or funds that invest indirectly in real estate and commodities.

Past performance is not a guide to future performance and may not be repeated. The value of investments and the income from them may go down as well as up and investors may not get back the amounts originally invested. Exchange rate changes may cause the value of investments to fall as well as rise.

Performance (%)

There is insufficient data to provide a useful indication of past performance to investors.
Launch date: 30.12.2025

Risk considerations

Counterparty risk: The portfolios may have contractual agreements with counterparties. If a counterparty is unable to fulfil their obligations, the sum that they owe to the portfolios may be lost in part or in whole.

Credit risk: A decline in the financial health of an issuer could cause the value of the investments it issues, such as equities or bonds, to fall or become worthless.

Currency risk: The portfolios may lose value as a result of movements in foreign exchange rates, otherwise known as currency rates.

Derivatives risk: Derivatives, which are financial instruments deriving their value from an underlying asset, may be used to manage the portfolios efficiently. The portfolios may also materially invest in derivatives including using short selling and leverage techniques with the aim of making a return. A derivative may not perform as expected, may create losses greater than the cost of the derivative and may result in losses to the portfolios.

Equity risk: Equity prices fluctuate daily, based on many factors including general, economic, industry or company news.

High yield bond risk: High yield bonds (normally lower rated or unrated) generally carry greater market, credit and liquidity risk meaning greater uncertainty of returns.

Interest rate risk: The portfolios may lose value as a direct result of interest rate changes.

Leverage risk: The portfolios use derivatives for leverage, which makes it more sensitive to certain market or interest rate movements and may cause above average volatility and risk of loss.

Liquidity risk: In difficult market conditions, the portfolios may not be able to sell a security for full value or at all. This could affect performance and could cause the portfolios to defer or suspend redemptions of its shares, meaning investors may not be able to have immediate access to their holdings.

Money market & deposits risk: A failure of a deposit institution or an issuer of a money market instrument could have a negative impact on the performance of the portfolios.

Negative yields risk: If interest rates are very low or negative, this may have a negative impact on the performance of the portfolios.

Performance risk: Investment objectives express an intended result but there is no guarantee that such a result will be achieved. Depending on market conditions and the macro economic environment, investment objectives may become more difficult to achieve.

Ratings and accreditation



Please refer to the Source and ratings information section for details on the icons shown above.

Model facts

Portfolio manager	Ryan Paterson Philip Chandler
Managed portfolio since	30.12.2025 ; 30.12.2025
Portfolio management company	Schroder Investment Solutions
Domicile	United Kingdom
Launch date	30.12.2025
Base currency	GBP
Benchmark	IA Flexible Investment
Dealing frequency	-
Distribution frequency	No Distribution

Fees & expenses

OCF (incl MPS fee)	0.34%
Model portfolio fee	0.15%

Purchase details

Providers

7iM  aegon


AVIVA

 wealthtime

FusionWealth 

 nucleus


transact
take control

Quilter

 aberdeen

 AJ Bell
Investcentre

 Fidelity
INTERNATIONAL

 M&G wealth

Parmenion

SCOTTISH  WIDOWS

Benchmark

This portfolio is available for investment on the above platforms.

GBP | Data as at 28.02.2026

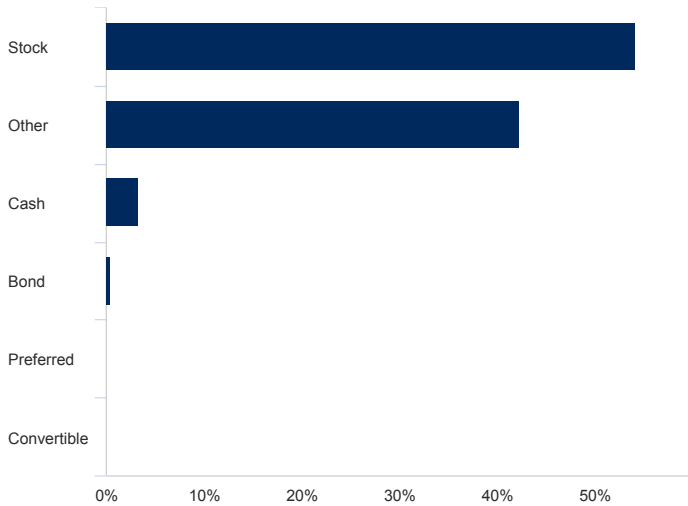
Risk rating

The portfolio is also risk mapped to the risk tools shown.

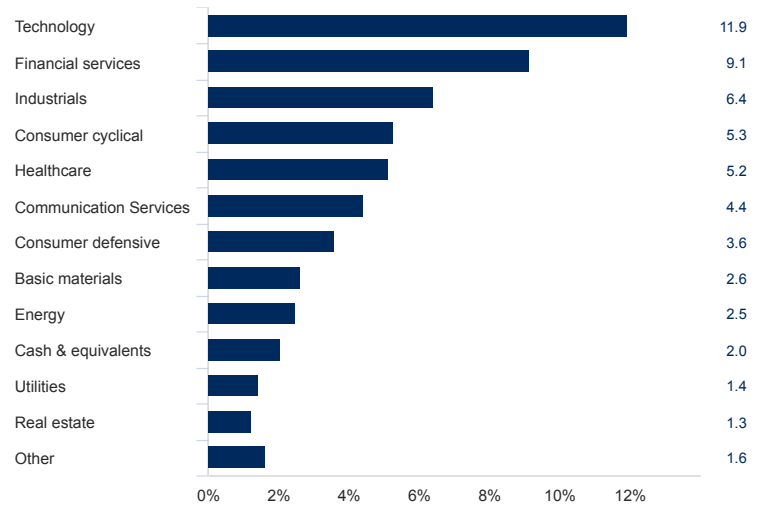
Asset allocation

Source: Schroders. Top holdings and asset allocation are at Portfolio level.

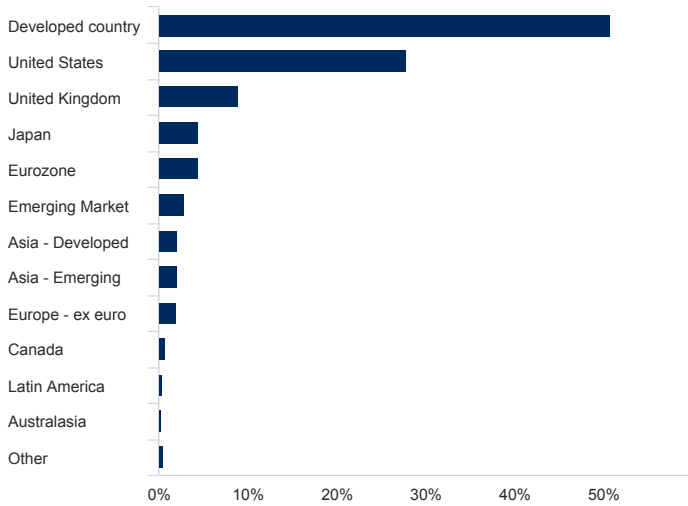
Asset class (%)



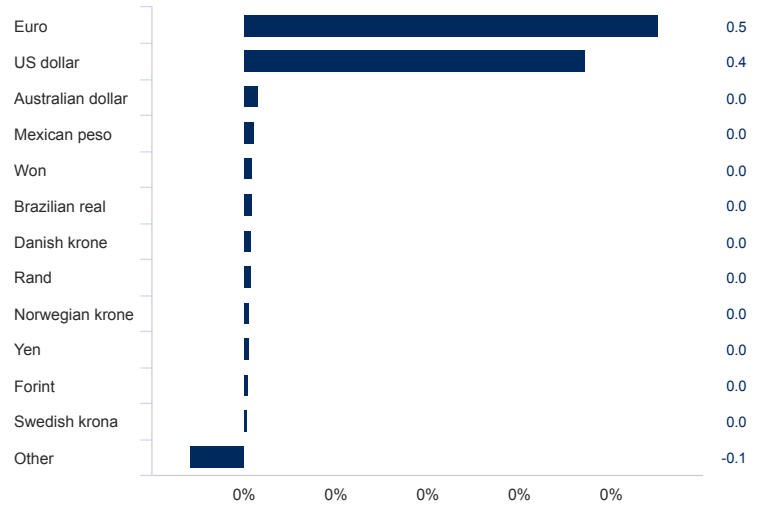
Sector (%)



Region (%)



Currency (%)



GBP | Data as at 28.02.2026

Top 10 holdings (%)

Holding name	%
HSBC American Index C Acc	14.8
Schroder Worldwide Equity Ptf Q1 Acc GBP	14.0
Fidelity Index World RS Acc	10.9
SUTL Active Asset Allc Ptf Q1 Acc GBP	9.7
Schroder MPS Emg Mkts Eq Ptf Q Acc GBP	8.3
Schroder MPS UK Equity Ptf Q Acc GBP	7.2
HSBC FTSE All Share Index C Acc	6.9
Schroder MPS North Amer Eq Ptf Q Acc GBP	5.7
Schroder MPS Eurp ex UK Eq Ptf Q Acc GBP	4.9
Other	17.6

Contact information

Schroder Investment Solutions
1 London Wall Place
London
EC2Y 5AU
Tel: +44 (0)20 7658 6000

For your security, communications may be recorded or monitored.

Source and ratings information

The Independent Rating Agency identified by the logo has assessed the portfolios and provided them with these ratings and accreditations.

GBP | Data as at 28.02.2026

Important information

General:

This information is a marketing communication. For help in understanding any terms used, please visit www.schroders.com/glossary. Any reference to sectors/countries/stocks/securities are for illustrative purposes only and not a recommendation to buy or sell any financial instrument/securities or adopt any investment strategy. The material is not intended to provide, and should not be relied on for, accounting, legal or tax advice, or investment recommendations. Reliance should not be placed on any views or information in the material when taking individual investment and/or strategic decisions.

Past performance is not a guide to future performance and may not be repeated. The value of investments and the income from them may go down as well as up and investors may not get back the amounts originally invested. Exchange rate changes may cause the value of investments to fall as well as rise.

Schroders has expressed its own views and opinions in this document and these may change. Information herein is believed to be reliable but Schroders does not warrant its completeness or accuracy. Insofar as liability under relevant laws cannot be excluded, no Schroder entity accepts any liability for any error or omission in this material or for any resulting loss or damage (whether direct, indirect, consequential or otherwise). Schroders will be a data controller in respect of your personal data. For information on how Schroders might process your personal data, please view our Privacy Policy available at www.schroders.com/en/privacy-policy/ or on request should you not have access to this webpage. For your security, communications may be recorded or monitored.

The timing of the data shown on this page and the frequency of report updates may differ. The data is correct on the publication date shown on all material. Please contact the Portfolio Manager for further explanation. This material must not be issued in any jurisdiction where prohibited by law and must not be used in any way that would be contrary to local law or regulation. Third party data is owned or licensed by the data provider and may not be reproduced or extracted and used for any other purpose without the data provider's consent. Third party data is provided without any warranties of any kind. The data provider and issuer of the information shall have no liability in connection with the third party data.

Schroder Investment Solutions is the trading name for the following products and services: Schroder Active Portfolios, Schroder Strategic Index Portfolios, Schroder Sustainable Portfolios and Schroder Blended MPS. These Model Portfolios are provided by Schroders & Co Ltd. Registered office at 1 London Wall Place, London EC2Y 5AU.

These Model Portfolios are provided by Schroder & Co Limited. Registered office at 1 London Wall Place, London EC2Y 5AU. Registered number 2280926 England. Authorised by the Prudential Regulation Authority and regulated by the Financial Conduct Authority and the Prudential Regulation Authority. This document is issued by Schroder Investment Management Limited, 1 London Wall Place, London EC2Y 5AU. Registration No. 1893220 England. Authorised and regulated by the Financial Conduct Authority.

Third party data is owned or licensed by the data provider and may not be reproduced or extracted and used for any other purpose without the data provider's consent. Third party data is provided without any warranties of any kind. The data provider and issuer of the information shall have no liability in connection with the third party data.

The timing of the data shown on this page and the frequency of report updates may differ. The data is correct on the publication date shown on all material. Please contact the Portfolio Manager for further explanation.