

Professional Class Distribution AUD | Data as at 29.02.2024

Fund objectives and investment policy

To outperform the S&P/ASX 200 Accumulation Index after fees over the medium to long term by investing in a broad range of companies from Australia and New Zealand.

With an established pedigree of investing in Australian equities for over 50 years, the Schroder Australian Equity Fund is an actively managed core Australian equity portfolio with a focus on investing in quality stocks predominantly in Australia characterised by strong returns on capital with a sustainable competitive advantage. The Fund draws on Schroders' deep research capabilities, with a long term focus on investing, it is suitable as a core portfolio holding over the medium term to long term.

The Fund may invest in Australian and New Zealand securities including but not limited to equities, cash and cash equivalents, exchange traded funds, futures, options and listed equity market derivatives. The following investment ranges apply:

Asset classes / Investment ranges

Australian and New Zealand securities : 95% - 100%

Cash and cash equivalents : 0% - 5%

Fund performance

Performance (%)	1 month	3 months	6 months	CYTD	1 year	3 years p.a.	5 years p.a.	Since inception p.a.
Fund (pre-fee)	-0.0	8.8	6.3	1.9	9.5	10.8	-	11.3
Fund (post-fee)	-0.1	8.6	6.0	1.8	8.8	10.1	-	10.6
Benchmark	0.8	9.4	7.4	2.0	10.6	9.3	-	9.4
Relative Performance (Post-fee)	-0.9	-0.8	-1.4	-0.2	-1.8	0.8	-	1.2
Distribution Return[^]	0.0	2.2	2.2	0.0	4.3	3.4	-	3.5
Growth Return^{^^}	-0.1	6.4	3.8	1.8	4.5	6.7	-	7.1

Calendar Year performance



[^]Represents distributions as a proportion of total net return

^{^^}Price to price return excluding distribution reinvestments

Past performance is not a reliable indicator of future performance. Returns over 12 months are annualised. Exchange rate movements may cause the value of investments to fall as well as rise.

Please refer to www.Schroders.com.au for post-tax returns.

Some performance differences between the fund and the benchmark may arise as the benchmark returns are not adjusted for non-dealing days of the fund.

Ratings and accreditation



Please refer to the Source and ratings information section for details on the icons shown above.

Fund facts

Fund manager	Andrew Fleming Martin Conlon
Managed fund since	16.07.2007 ; 01.07.2002
Domicile	Australia
Fund launch date	20.11.2020
Fund base currency	AUD
Fund size (Million)	AUD 1,795.94
Number of holdings	53
Benchmark	S&P/ASX 200 TR AUD
Unit NAV	AUD 1.2499
Distribution frequency	Semi-Annually

Fees & expenses

Management fees and costs	0.620%
Buy / Sell Spread	0.2% / 0.2%

Purchase details

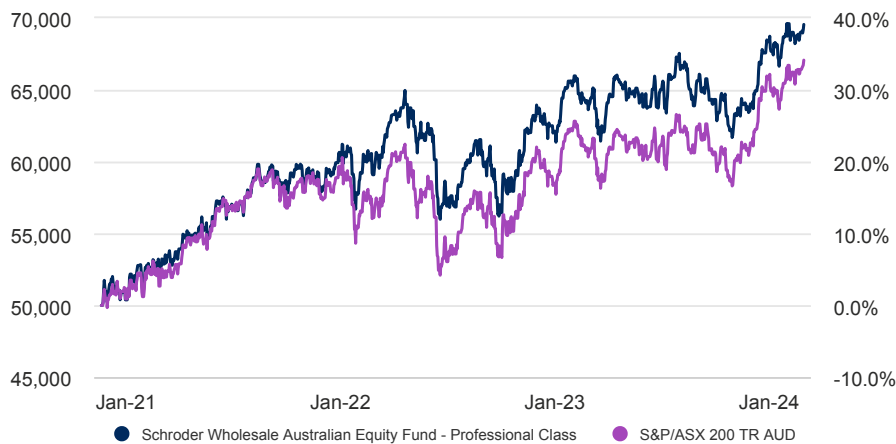
Minimum initial subscription	AUD 500,000
-------------------------------------	-------------

Codes

ISIN	AU60SCH62372
Bloomberg	-
APIR	SCH6237AU

Professional Class Distribution AUD | Data as at 29.02.2024

Return of AUD 50,000



Risk statistics & financial ratios

	Fund	Benchmark
Annual volatility (%) (3y)	12.1	13.5
Beta (3y)	0.9	-
Sharpe ratio (3y)	0.7	0.6
Information ratio (3y)	0.2	-

Source: Morningstar. The above ratios are based on bid to bid price based performance data. These financial ratios refer to the average of the equity holdings contained in the fund's portfolio and in the benchmark (if mentioned) respectively.

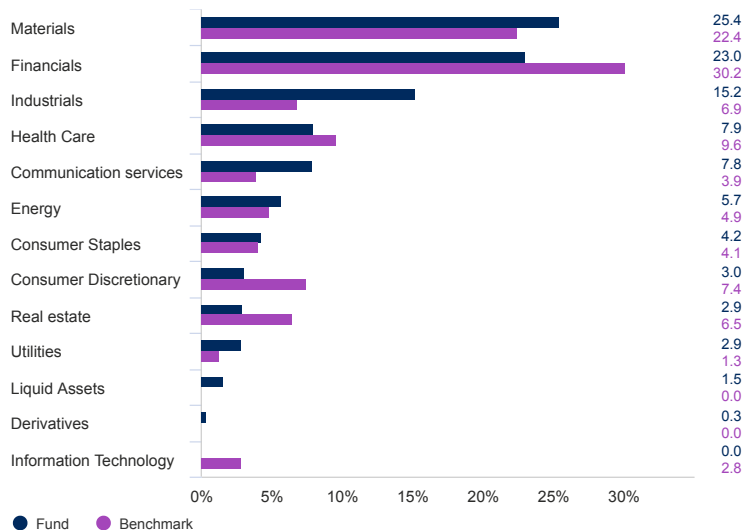
Past Performance is not a guide to future performance and may not be repeated.

The value of investments and the income from them may go down as well as up and investors may not get back the amounts originally invested. Exchange rate changes may cause the value of any overseas investments to rise or fall. The chart is for illustrative purposes only and does not reflect an actual return on any investment.

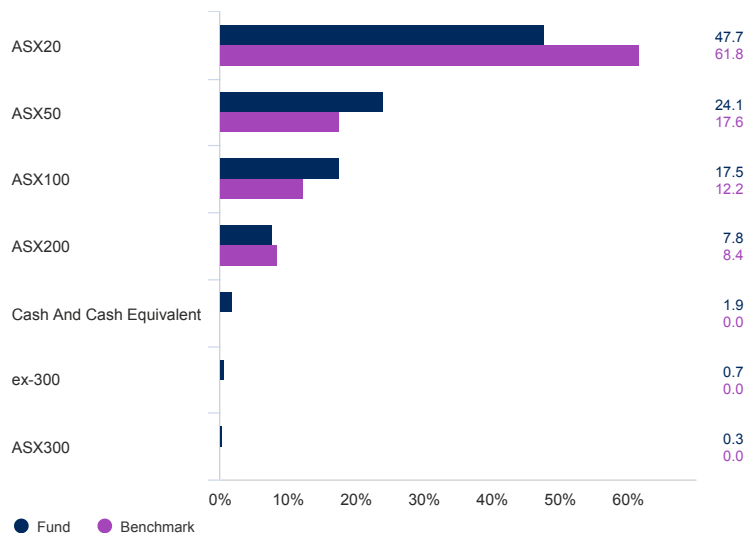
Returns are calculated bid to bid (which means performance does not include the effect of any initial charges), net income reinvested, net of fees.

Asset allocation

Sector (%)



Market Cap (%)



Professional Class Distribution AUD | Data as at 29.02.2024

Top 10 holdings

Holding name
Australia & New Zealand Banking Group Ltd
BHP Group Ltd
Commonwealth Bank of Australia
National Australia Bank Ltd
Rio Tinto Ltd
Santos Ltd
South32 Ltd
Telstra Group Ltd
Wesfarmers Ltd
Westpac Banking Corp

Source: Schroders. Top holdings and asset allocation are at fund level.

Contact information

Schroder Investment Management Australia Limited
Level 20 Angel Place
123 Pitt Street
Sydney
Australia
NSW 2000
Tel: 1300 136 471
Fax: +61 2 9231 1119

ABN 22 000 443 274 Australian Financial Services Licence 226473
E-mail: info.au@Schroders.com

Source and ratings information

Source of all performance data, unless otherwise stated: Morningstar, bid to bid, net income reinvested, net of fees.

Morningstar Rating: © Morningstar 2024. All Rights Reserved. The information contained herein: (1) is proprietary to Morningstar and/or its content providers; (2) may not be copied or distributed; and (3) is not warranted to be accurate, complete or timely. Neither Morningstar nor its content providers are responsible for any damages or losses arising from any use of this information. Past performance is no guarantee of future results.

Important information

Investment in the Schroder Wholesale Australian Equity Fund - Professional Class ("the Fund") may be made on an application form in the Product Disclosure Statement, available from the Responsible Entity, Schroder Investment Management Australia Limited (ABN 22 000 443 274, AFSL 226473) ("Schroders").

This Report is intended solely for the information of the person to whom it is provided by Schroders. It should not be relied on by any person for the purposes of making investment decisions. Total returns are calculated using exit price to exit price, after fees and expenses, and assuming reinvestment of income. Gross returns are calculated using exit price to exit price and are gross of fees and expenses. The repayment of capital and performance of the Fund is not guaranteed by Schroders or any company in the Schroders Group. Past performance is not a reliable indicator of future performance. Unless otherwise stated the source for all graphs and tables contained in this report is Schroders. Opinions constitute our judgement at the time of issue and are subject to change. This report does not contain and is not to be taken as containing any financial product advice or financial product recommendation. For security reasons telephone calls may be recorded. Third party data (including MSCI data) is owned by the applicable third party identified in this document and is provided for your internal use only. Such data may not be reproduced or re-disseminated and may not be used to create any financial instruments or products or any indices. Such data is provided without any warranties of any kind. Neither the third party data owner nor any other party involved in the publication of this document can be held liable for any error. The terms of the third party's specific disclaimers, if any, are set forth in the Important Information section at www.Schroders.com.au.