

Fund objectives and investment policy

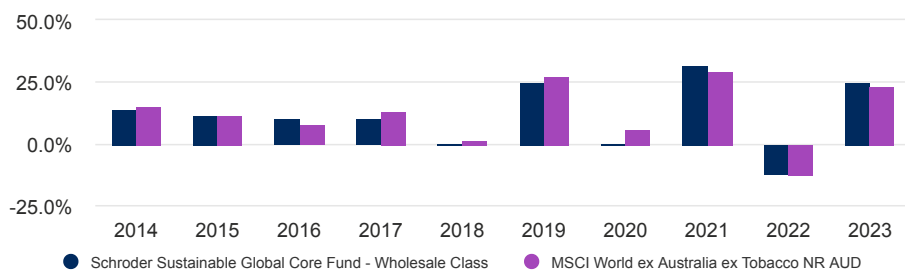
The Schroder Sustainable Global Core Fund is an actively managed strategy designed to target outperformance of MSCI World ex Australia ex Tobacco with limited risk relative to the index. The team analyses a global universe of over 12,000 ESG-rated companies to identify attractive opportunities, applying index relative constraints at the stock, sector and regional level in order to ensure effective diversification, manage risk and avoid any extreme outcomes. This strategy provides the benefits of index-based investing from a risk and cost perspective with the advantage of relative performance upside potential. The Fund also targets a weighted average carbon intensity lower than the benchmark index as set out by its Carbon Intensity Goal Objective*.

*Carbon Intensity Goal Objective: Schroders' goal is that the Weighted Average Carbon Intensity of the Fund will be lower relative to the MSCI World ex Australia ex Tobacco Index Weighted Average Carbon Intensity. This will be achieved by selecting companies using Schroders' own proprietary tools to identify and assess a company's environmental characteristics. More specifically, companies in the investment universe are assessed on their environmental profile including climate change related risks alongside broader environmental impacts and opportunities. The environmental characteristics of a company will impact the eligibility of the company for inclusion in the portfolio and sizing of its position in each Fund.

Fund performance

Performance (%)	1 month	3 months	6 months	CYTD	1 year	3 years p.a.	5 years p.a.	10 years p.a.
Fund (pre-fee)	3.3	8.3	14.3	20.7	26.3	13.0	13.8	13.5
Fund (post-fee)	3.3	8.2	14.1	20.5	25.9	12.7	13.4	13.1
Benchmark	4.0	7.8	13.8	19.0	22.3	11.2	13.4	13.6
Relative Performance (Post-fee)	-0.7	0.4	0.3	1.5	3.7	1.5	-0.0	-0.5
Distribution Return[^]	0.0	0.7	0.7	0.8	1.6	1.4	1.7	6.3
Growth Return^{^^}	3.3	7.5	13.4	19.7	24.3	11.3	11.7	6.8

Calendar Year performance



[^]Represents distributions as a proportion of total net return

^{^^}Price to price return excluding distribution reinvestments

Past performance is not a reliable indicator of future performance.

Returns over 12 months are annualised. Exchange rate movements may cause the value of investments to fall as well as rise.

Please refer to www.Schroders.com.au for post-tax returns.

Some performance differences between the fund and the benchmark may arise as the benchmark returns are not adjusted for non-dealing days of the fund.

Ratings and accreditation



Please refer to the Source and ratings information section for details on the icons shown above.

Fund facts

Fund manager	QEP Investment Team
Managed fund since	31.10.2002
Domicile	Australia
Fund launch date	31.10.2002
Fund base currency	AUD
Fund size (Million)	AUD 37.23
Number of holdings	423
Benchmark	MSCI World ex Australia ex Tobacco NR AUD
Unit NAV	AUD 1.2089
Distribution frequency	Semi-Annually

Fees & expenses

Management fees and costs	0.300%
Buy / Sell Spread	0.15% / 0.1%

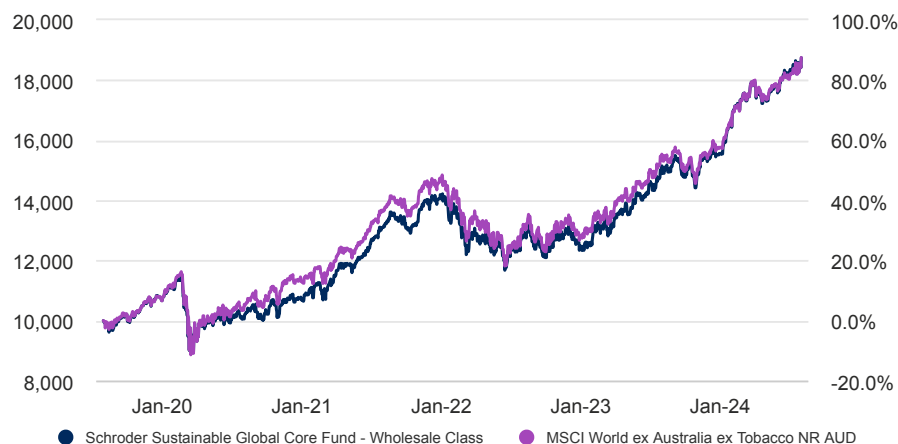
Purchase details

Minimum initial subscription	AUD 20,000
------------------------------	------------

Codes

ISIN	AU60SCH00034
Bloomberg	SCHGLEQ AU
APIR	SCH0003AU
mFund Code	SCH31

Return of AUD 10,000



Past Performance is not a guide to future performance and may not be repeated.

The value of investments and the income from them may go down as well as up and investors may not get back the amounts originally invested. Exchange rate changes may cause the value of any overseas investments to rise or fall.

The chart is for illustrative purposes only and does not reflect an actual return on any investment.

Returns are calculated bid to bid (which means performance does not include the effect of any initial charges), net income reinvested, net of fees.

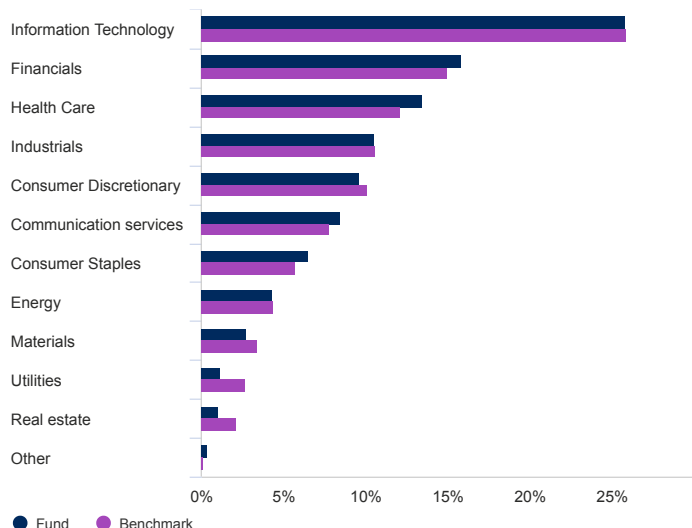
Risk statistics & financial ratios

	Fund	Benchmark
Annual volatility (%) (3y)	11.9	12.1
Beta (3y)	1.0	-
Sharpe ratio (3y)	0.9	0.7
Information ratio (3y)	0.7	-
Predicted Tracking error (%)	1.5	-

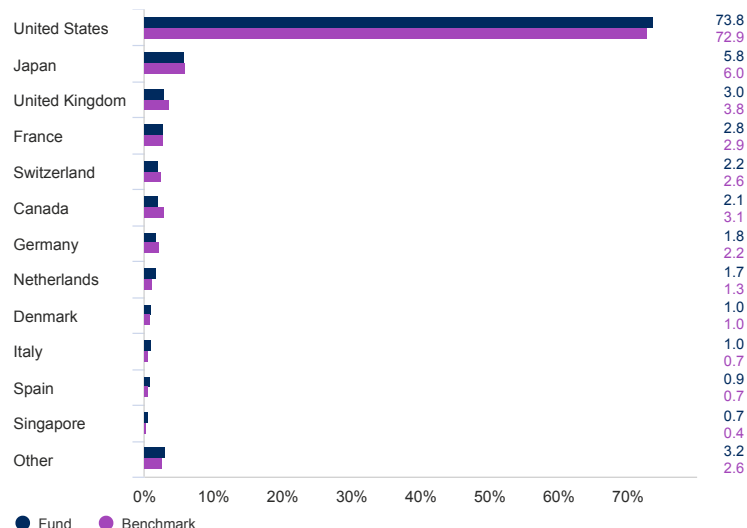
Source: Morningstar, and Schroders for the Predicted tracking error. The above ratios are based on bid to bid price based performance data. These financial ratios refer to the average of the equity holdings contained in the fund's portfolio and in the benchmark (if mentioned) respectively.

Asset allocation

Sector (%)



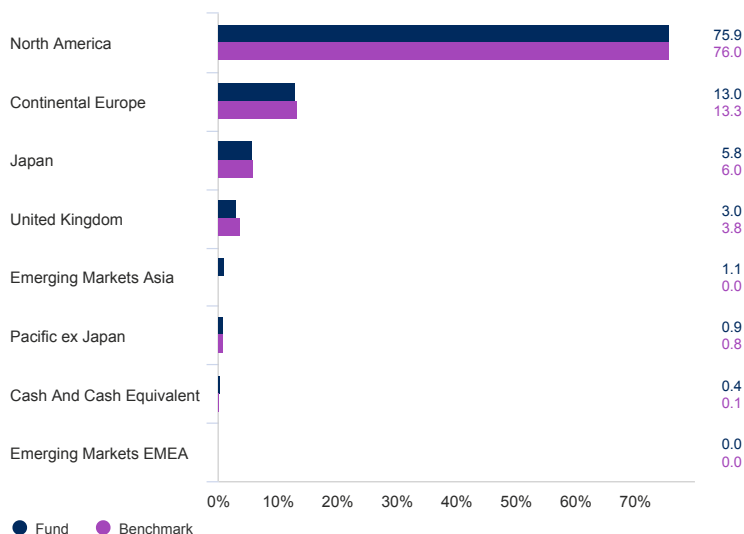
Geographical Breakdown (%)



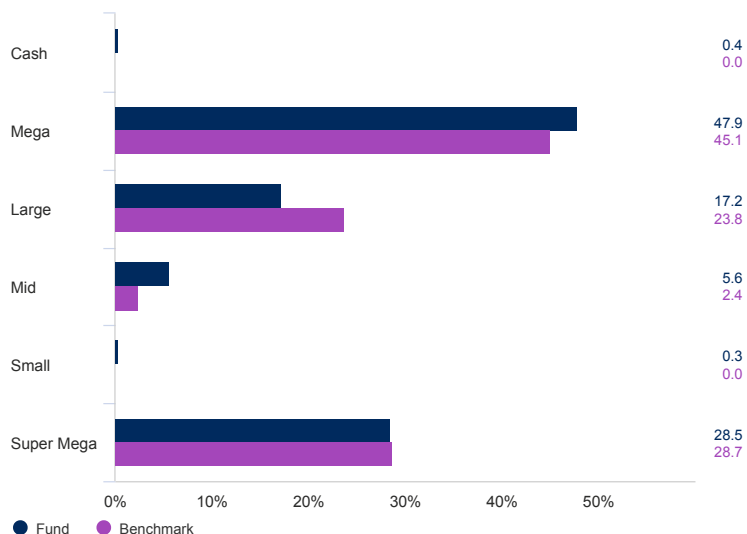
Schroders Schroder Sustainable Global Core Fund

Wholesale Class Distribution AUD | Data as at 31.07.2024

Region (%)



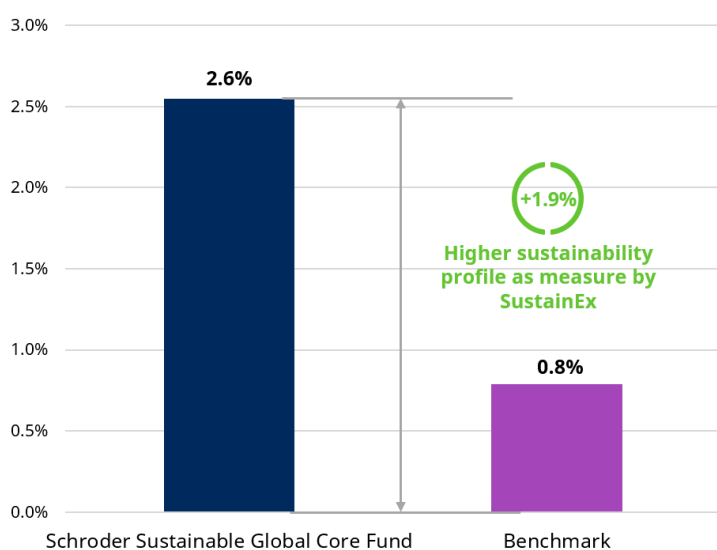
Market Cap (%)



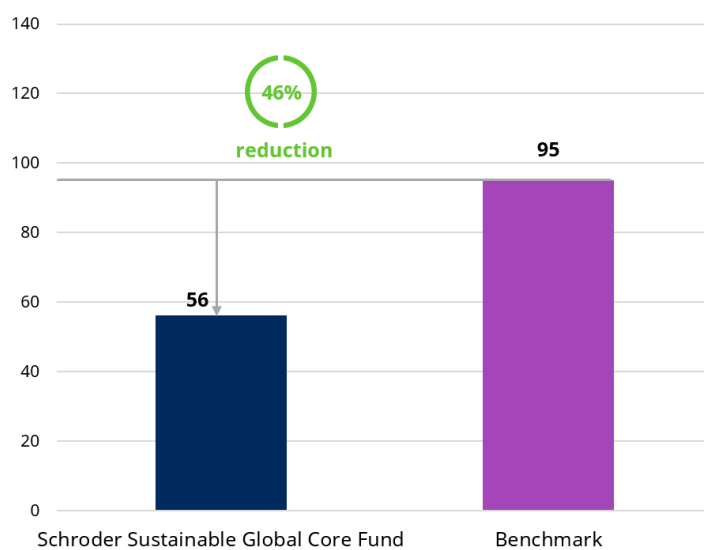
Top 10 holdings (%)

Holding name	%
APPLE INC	5.0
MICROSOFT CORP	4.6
NVIDIA CORP	4.4
AMAZON COM INC	2.9
META PLATFORMS INC CLASS A A	1.6
ALPHABET INC CLASS A A	1.6
ALPHABET INC CLASS C C	1.4
ELI LILLY	1.2
BROADCOM INC	1.2
JPMORGAN CHASE	1.1

Sustainability profile - measured by SustainEx



Sustainability profile - weighted carbon intensity



The carbon intensity figures represent the company's most recent reported or estimated Scope 1 + Scope 2 greenhouse gas emission, normalised by sales in USD, which allows for comparison between companies of different sizes.

Source: Schroders. Top holdings and asset allocation are at fund level.

Contact information

Schroder Investment Management Australia Limited
Level 20 Angel Place
123 Pitt Street
Sydney
Australia
NSW 2000
Tel: 1300 136 471
Fax: +61 2 9231 1119

ABN 22 000 443 274 Australian Financial Services Licence 226473
E-mail: info.au@Schroders.com

Benchmark and corporate action information

The benchmark of the Fund has been changed from the MSCI World ex AU (AUD) to the MSCI World ex Australia ex Tobacco with effect from 01.11.2019. The performance of the previous benchmark performance has been chainlinked to the new one.

Source and ratings information

Source of all performance data, unless otherwise stated: Morningstar, bid to bid, net income reinvested, net of fees.

Morningstar Rating: © Morningstar 2024. All Rights Reserved. The information contained herein: (1) is proprietary to Morningstar and/or its content providers; (2) may not be copied or distributed; and (3) is not warranted to be accurate, complete or timely. Neither Morningstar nor its content providers are responsible for any damages or losses arising from any use of this information. Past performance is no guarantee of future results.

RIAA

Schroder Sustainable Global Core Fund has been certified by the Responsible Investment Association Australasia according to the strict operational and disclosure practices required under the Responsible Investment Certification Program. See www.responsiblereturns.com.au for details. The Responsible Investment Certification Program does not constitute financial product advice. Neither the Certification Symbol nor RIAA recommends to any person that any financial product is a suitable investment or that returns are guaranteed. Appropriate professional advice should be sought prior to making an investment decision. RIAA does not hold an Australian Financial Services Licence.

Important information

Third party data (including MSCI data) is owned by the applicable third party identified in this document and is provided for your internal use only. Such data may not be reproduced or re-disseminated and may not be used to create any financial instruments or products or any indices. Such data is provided without any warranties of any kind. Neither the third party data owner nor any other party involved in the publication of this document can be held liable for any error. The terms of the third party's specific disclaimers, if any, are set forth in the Important Information section at www.Schroders.com.au.

Investment in the Schroder Sustainable Global Core Fund - Wholesale Class ("the Fund") may be made on an application form in the Product Disclosure Statement, available from the Responsible Entity, Schroder Investment Management Australia Limited (ABN 22 000 443 274, AFSL 226473) ("Schroders").

This Report is intended solely for the information of the person to whom it is provided by Schroders. It should not be relied on by any person for the purposes of making investment decisions. Total returns are calculated using exit price to exit price, after fees and expenses, and assuming reinvestment of income. Gross returns are calculated using exit price to exit price and are gross of fees and expenses. The repayment of capital and performance of the Fund is not guaranteed by Schroders or any company in the Schroders Group. Past performance is not a reliable indicator of future performance. Unless otherwise stated the source for all graphs and tables contained in this report is Schroders. Opinions constitute our judgement at the time of issue and are subject to change. This report does not contain and is not to be taken as containing any financial product advice or financial product recommendation. For security reasons telephone calls may be recorded.