

Professional Class Distribution AUD | Data as at 30.04.2023

Fund objectives and investment policy

To outperform the RBA Cash Rate after fees over the medium term while aiming to avoid negative returns over any rolling 12-month period.

The Fund may invest across a wide range of Australian and global corporate bonds across the credit spectrum, subordinated securities, mortgage and asset backed securities, government and quasi- government bonds, developing market debt, private debt, cash and cash equivalents. The Fund may also use derivatives and active currency management.

The permitted asset allocation ranges are set out below:

Asset classes / Investment ranges

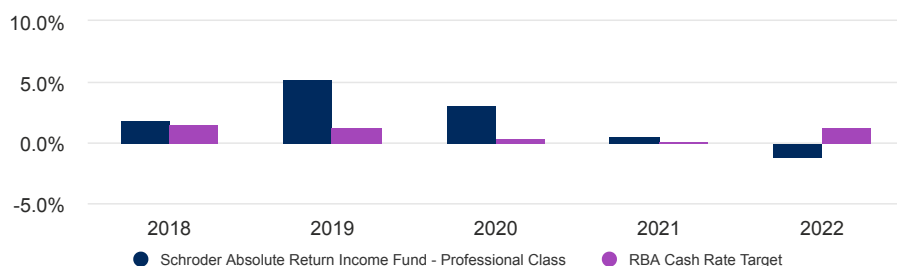
Australian investment grade :	0% - 100%
Global investment grade :	0% - 100%
Australian high yield* :	0% - 40%
Global high yield* :	0% - 30%
Cash and cash equivalents :	0% - 100%
Active currency :	0% - 10%

*Maximum aggregate exposure to high yield assets will not exceed 50%.

Fund performance

Performance (%)	1 month	3 months	6 months	CYTD	1 year	3 years p.a.	5 years p.a.	10 years p.a.
Fund (pre-fee)	0.5	1.0	3.4	2.1	2.8	2.3	2.5	3.4
Fund (post-fee)	0.5	0.9	3.2	1.9	2.4	1.9	2.1	2.9
Benchmark	0.3	0.9	1.6	1.1	2.4	0.9	1.0	1.5
Relative Performance (Post-fee)	0.2	0.1	1.6	0.8	-0.0	1.0	1.0	1.3
Distribution Return[^]	0.4	1.1	2.2	1.4	3.6	3.1	3.2	4.1
Growth Return^{^^}	0.1	-0.1	1.0	0.5	-1.2	-1.2	-1.2	-1.2

Calendar Year performance



[^]Represents distributions as a proportion of total net return

^{^^}Price to price return excluding distribution reinvestments

Past performance is not a reliable indicator of future performance.

Returns over 12 months are annualised. Exchange rate movements may cause the value of investments to fall as well as rise.

Please refer to www.Schroders.com.au for post-tax returns.

10 year return is based on a blend of RBA Cash Rate and Bloomberg Credit Index.

Some performance differences between the fund and the benchmark may arise as the benchmark returns are not adjusted for non-dealing days of the fund.

Ratings and accreditation



Please refer to the Source and ratings information section for details on the icons shown above.

Fund facts

Fund manager	Mihkel Kase
Managed fund since	25.06.2003
Domicile	Australia
Fund launch date	24.06.2002
Fund base currency	AUD
Fund size (Million)	AUD 695.29
Number of holdings	3406
Benchmark	RBA Cash Rate Target
Unit NAV	AUD 0.9374
Distribution frequency	Monthly

Fees & expenses

Management fees and costs	0.390%
Buy / Sell Spread	0.15% / 0.15%

Purchase details

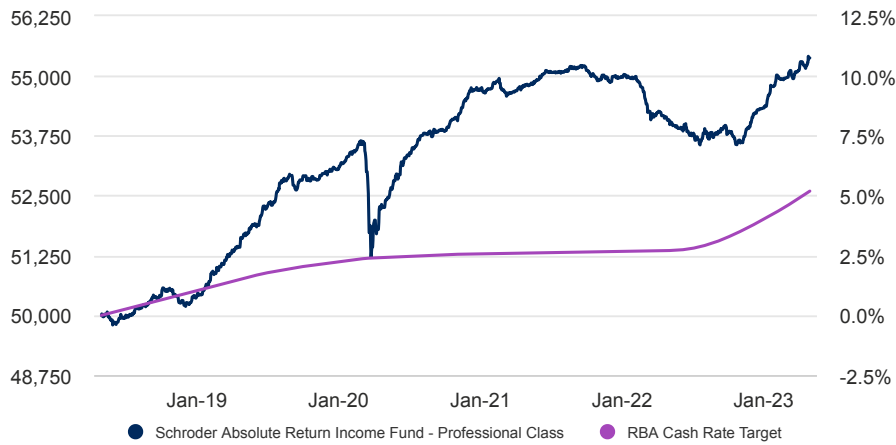
Minimum initial subscription	AUD 500,000
------------------------------	-------------

Codes

ISIN	AU60SCH00240
Bloomberg	SCHHYSS AU
APIR	SCH0024AU

Professional Class Distribution AUD | Data as at 30.04.2023

Return of AUD 50,000



Risk statistics & financial ratios

	Fund	Benchmark
Annual volatility (%) (3y)	1.5	0.4
Effective duration (years)	1.5	0.1
Yield to maturity	4.5	3.6

Source: Morningstar. The above ratios are based on bid to bid price based performance data.

Past Performance is not a guide to future performance and may not be repeated.

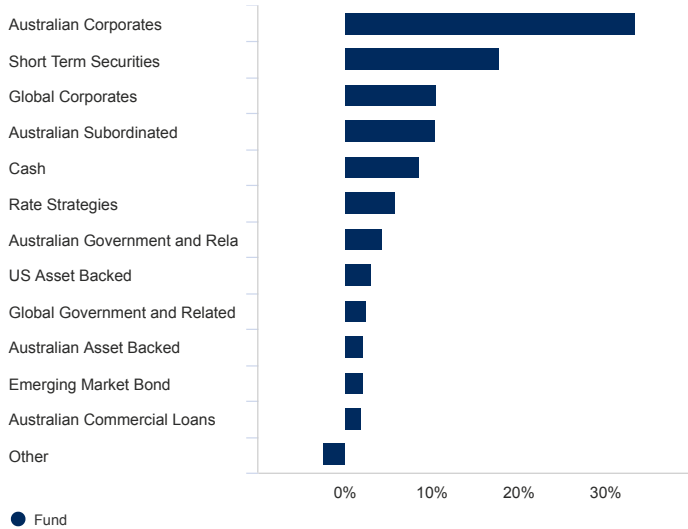
The value of investments and the income from them may go down as well as up and investors may not get back the amounts originally invested. Exchange rate changes may cause the value of any overseas investments to rise or fall.

The chart is for illustrative purposes only and does not reflect an actual return on any investment.

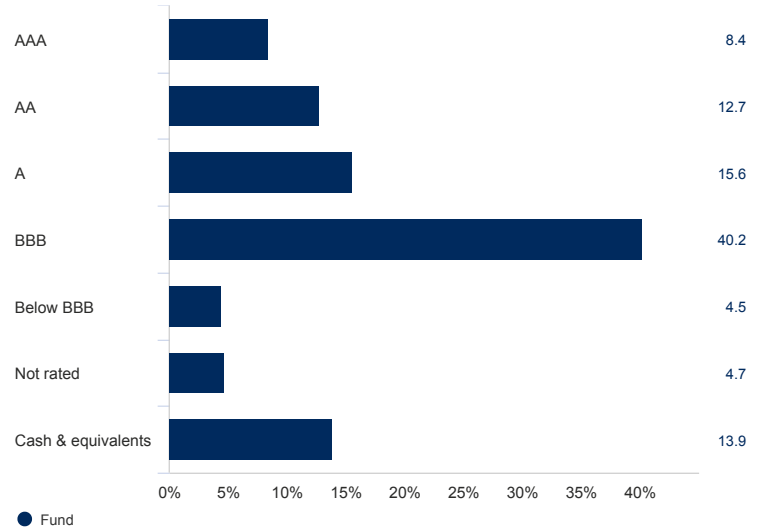
Returns are calculated bid to bid (which means performance does not include the effect of any initial charges), net income reinvested, net of fees.

Asset allocation

Sector (%)

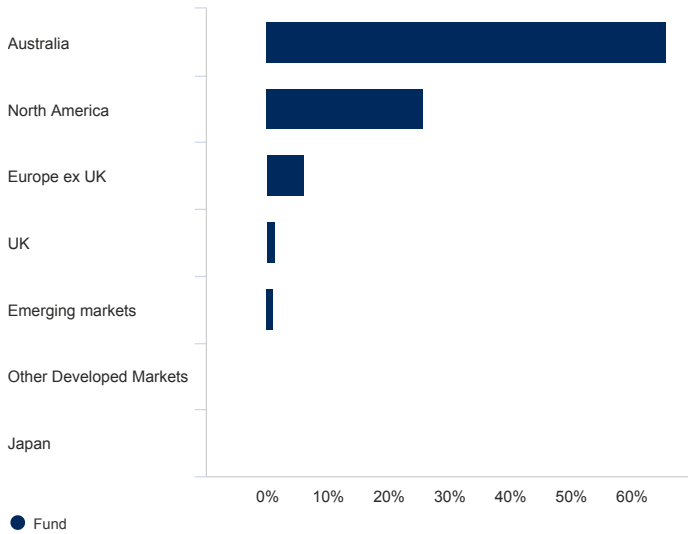


Credit quality (%)



Professional Class Distribution AUD | Data as at 30.04.2023

Region (%)



Top 10 holdings (%)

Holding name	%
TREASURY NOTE 2.0 30-JUN-2024	5.5
AUSTRALIA (COMMONWEALTH OF) 2.75 21-APR-2024 Reg-S	2.9
COMMONWEALTH BANK OF AUSTRALIA 5.0 13-JAN-2028 Reg-S (SENIOR)	1.4
AUSNET SERVICES HOLDINGS PTY LTD 6.739 06-OCT-2080 Reg-S (SUB)	1.4
TREASURY NOTE 2.625 15-FEB-2029	1.3
TREASURY NOTE 1.75 15-NOV-2029	1.2
AUSTRALIA (COMMONWEALTH OF) 1.25 21-MAY-2032	1.2
WESTPAC BANKING CORP 5.3 11-NOV-2027 Reg-S (SENIOR)	1.0
AMPOL LTD 7.2361 09-DEC-2080 Reg-S (SUB)	1.0
SCENTRE GROUP TRUST 2 5.125 24-SEP-2080 Reg-S (SUB)	1.0

Source: Schroders. Top holdings and asset allocation are at fund level. Credit ratings are scales by which the future relative creditworthiness of a security is measured and express an opinion about the vulnerability of default. Credit ratings may be issued by an independent credit rating agency, or represent internal ratings prepared by Schroders. A change in a published credit rating can impact the price and liquidity of the security(ies) being re-rated.

Investors should not rely on credit ratings in making investment decisions or view them as assurances of credit quality or the likelihood of default. The ratings issued included in the monthly report are intended to be used by wholesale investors as a guide only and should not be relied on by retail investors when making a decision to buy, hold or sell any securities or make any other investment decisions.

Contact information

Schroder Investment Management Australia Limited
Level 20 Angel Place
123 Pitt Street
Sydney
Australia
NSW 2000
Tel: 1300 136 471
Fax: +61 2 9231 1119

ABN 22 000 443 274 Australian Financial Services Licence 226473
E-mail: info.au@Schroders.com

Source and ratings information

Source of all performance data, unless otherwise stated: Morningstar, bid to bid, net income reinvested, net of fees.

Morningstar Rating: © Morningstar 2023. All Rights Reserved. The information contained herein: (1) is proprietary to Morningstar and/or its content providers; (2) may not be copied or distributed; and (3) is not warranted to be accurate, complete or timely. Neither Morningstar nor its content providers are responsible for any damages or losses arising from any use of this information. Past performance is no guarantee of future results.

Sustainability Accreditation

Our Schroders Sustainability Accreditation aims to help investors distinguish how we consider Environmental, Social and Governance ("ESG") factors across our products.

This fund has been awarded an Integrated accreditation. ESG factors are embedded into the investment process and can be clearly evidenced. There is a strong commitment to stewardship and company engagement.

This fund has been awarded a Screened accreditation. The fund has additional stock/security restrictions beyond cluster munitions and anti-personnel mines.

Important information

Third party data (including MSCI data) is owned by the applicable third party identified in this document and is provided for your internal use only. Such data may not be reproduced or re-disseminated and may not be used to create any financial instruments or products or any indices. Such data is provided without any warranties of any kind. Neither the third party data owner nor any other party involved in the publication of this document can be held liable for any error. The terms of the third party's specific disclaimers, if any, are set forth in the Important Information section at www.Schroders.com.au.

Investment in the Schroder Absolute Return Income Fund - Professional Class ("the Fund") may be made on an application form in the Product Disclosure Statement, available from the Responsible Entity, Schroder Investment Management Australia Limited (ABN 22 000 443 274, AFSL 226473) ("Schroders").

This Report is intended solely for the information of the person to whom it is provided by Schroders. It should not be relied on by any person for the purposes of making investment decisions. Total returns are calculated using exit price to exit price, after fees and expenses, and assuming reinvestment of income. Gross returns are calculated using exit price to exit price and are gross of fees and expenses. The repayment of capital and performance of the Fund is not guaranteed by Schroders or any company in the Schroders Group. Past performance is not a reliable indicator of future performance. Unless otherwise stated the source for all graphs and tables contained in this report is Schroders. Opinions constitute our judgement at the time of issue and are subject to change. This report does not contain and is not to be taken as containing any financial product advice or financial product recommendation. For security reasons telephone calls may be recorded.